

FY 2024-2025

CONSOLIDATED ANNUAL PERFORMANCE & EVALUATION REPORT (CAPER)

EXECUTIVE SUMMARY



HOUSING AND COMMUNITY
DEVELOPMENT DIVISION
525 EAST SOUTH STREET
ORLANDO, FL 32801



Table of Contents

EXECUTIVE SUMMARY	2
A. Community Development Block Grant (CDBG) Summary	5
CDBG Public Service Activities	6
CDBG Housing Activities	6
CDBG General Administration and Planning	7
CDBG Program Income	8
B. Emergency Solutions Grant (ESG) Summary	9
C. Emergency Solutions Grant – Rapid Unsheltered Survivor Housing (ESG-RUSH) Program Summary	11
D. HOME Investment Partnerships (HOME) Program Summary	13
E. HOME-ARP Program Summary	15
F. Other Grants Administered Summary	17
IDIS SYSTEM REPORTS	24
PR23 – CDBG Summary of Accomplishments – Program Year 2024	24
PR23 – CDBG-CV Summary of Accomplishments – Program Year 2024	24
PR23 – HOME Summary of Accomplishments – Program Year 2024	24
PR25 – Status of CHDO Funds by Fiscal Year Report (HOME)	24
PR26 – CDBG Financial Summary Report – Program Year 2024	24
PR26 – CDBG-CV Financial Summary Report – Program Year 2024	24
PR50 – CDBG Expenditure Report	24
PR50 – CDBG-CV Expenditure Report	24
PR91 – ESG Financial Summary – Orange County, FL	24

On the cover (from left to right): Aspire Health Partners, Inc. (Kassab Plaza building) and Center for Independent Living in Central Florida, Inc.

ORANGE COUNTY
CONSOLIDATED ANNUAL PERFORMANCE AND EVALUATION REPORT
FISCAL YEAR 2024-2025

EXECUTIVE SUMMARY

The 2024-2025 Consolidated Annual Performance and Evaluation Report (CAPER) serves as the evaluation tool used to assess Orange County's progress towards meeting the goals and objectives identified in the 2022-2026 Consolidated Plan.

On August 13, 2024, the Orange County Board of County Commissioners (BCC) approved the 2024-2025 Annual Action Plan. The approved Action Plan covered the period from October 1, 2024, through September 30, 2025, for the following grant programs and funding:

Community Development Block Grant (CDBG) – \$7,338,797.00
HOME Investment Partnerships Program (HOME) – \$2,597,142.10
Emergency Solutions Grants (ESG) – \$645,988.00

In addition to these entitlement grant programs, Orange County was awarded supplemental federal funds to address a national public health emergency. On March 27, 2020, the Coronavirus Aid, Relief, and Economic Security Act (CARES Act) was signed into law making available supplemental Community Development Block Grant (CDBG-CV) and Emergency Solutions Grant (ESG-CV) funds to prevent, prepare for, and respond to the coronavirus pandemic (COVID-19). A total of \$19,344,469 was awarded to Orange County between 2020 and 2022 in CDBG-CV and ESG-CV funds. The County closed out the ESG-CV program in 2025 and is in the process of closing out the CDBG-CV program.

On March 11, 2021, the American Rescue Plan (ARP) was signed into law to provide relief funding to address the continued impact of the COVID-19 pandemic. To address the need for homelessness assistance and supportive services, a portion of the ARP funds was appropriated to be administered through the HOME Program. As a recipient of \$10,554,916 in HOME-ARP funds, Orange County developed an allocation plan that identified activities the County intended to pursue with those funds. The HOME-ARP Allocation Plan was adopted as an amendment to the 2021-2022 Annual Action Plan and approved by HUD in April of 2023. The County began its implementation of the HOME-ARP program in March of 2024.

On May 27, 2025, the County was notified by the U.S. Department of Housing and Urban Development (HUD) that an administrative error was discovered in the allocations of the HOME-ARP funds. This error resulted in Orange County being allocated less funds than it was legally entitled to receive. The County was required to amend its grant agreement with HUD for the HOME-ARP funds to reflect the corrected award amount (an increase of

\$15,858), for a grant total of \$10,570,774. The amended agreement was signed in August of 2025.

Finally, on January 10, 2025, HUD made a special allocation of \$512,694 in Emergency Solutions Grant (ESG) funds to Orange County, FL to address the needs of homeless individuals and families, or individuals and families at risk of homelessness in areas affected by major disasters declared pursuant to the Robert T. Stafford Disaster Relief and Emergency Assistance Act. These funds were to benefit people whose needs are not otherwise served or met by existing Federal disaster relief programs, including the Transitional Sheltering Assistance (TSA) program under such Act. Orange County submitted a substantial amendment to its FY 2024-2025 Annual Action Plan to incorporate these ESG – Rapid Unsheltered Survivor Housing (ESG-RUSH) funds. The County also released a Request for Applications to solicit service providers and entered into subrecipient agreements with non-profit entities in August of 2025 to begin program implementation.

The CAPER document also serves as the means by which the County informs its citizens, the Department of Housing and Urban Development (HUD), and, through HUD, the United States Congress of progress towards achieving the goals identified in the Action Plan. Orange County's Citizen Participation Plan is the instrument used to encourage public participation in housing and community development activities. This process includes the publication of a public notice to inform citizens about the availability of the CAPER, and the date, time, and location of a public hearing to discuss the report and obtain comments and input.

The public notice for the FY 2024-2025 CAPER was published in *Orlando Sentinel* (newspaper of general circulation) on Thursday December 4, 2025. The public notice included an announcement of the public comment and review period beginning Thursday, December 4, 2025, through Friday, December 19, 2025. A draft of the CAPER was made available at the Orange County Public Library, the Orange County Housing and Community Development Division's office, and on the County's website. A public hearing to receive citizen input on the CAPER is scheduled to be conducted on Wednesday, December 17, 2025, at 6:00 p.m. at the Internal Operations Center, Largo Training Room, First Floor, located at 450 E. South Street, Orlando, Florida 32801.

Citizens are encouraged to submit any questions, comments, or concerns in writing during the public comment period via e-mail to: Janna.Souvorova@ocfl.net, or by mail to:

Housing and Community Development Division
Attn. CAPER Public Comments
525 E. South Street
Orlando, FL 32801

The CAPER is comprised of two major components – the Narrative Statements and the Financial Reports generated by the Integrated Disbursement and Information System (IDIS). The Narrative Statements focus on activities and related accomplishments realized during the third year covered under the 2022-2026 Consolidated Plan. The IDIS reports provide financial data and disbursement information for all Consolidated Plan grants for the fiscal year 2024-2025. Additionally, this CAPER includes the latest ESG reports from the SAGE HMIS (Homeless Management Information System) Reporting Repository, where data on persons served with ESG funds is uploaded by the providers.

The financial data and most of the programmatic data are collected through the IDIS system and reported to HUD in the narratives and tables included in this document. Orange County will submit the final version of the CAPER, including public comments, to HUD, on or before December 30, 2025, after the public comment period has ended.

A. Community Development Block Grant (CDBG) Summary

The Community Development Block Grant (CDBG) Program is designed to address the needs of low-to-moderate income residents, prevent or eliminate slums or blight, and address urgent community needs. Orange County received a CDBG allocation of \$7,338,797 for the fiscal year 2024-2025, of which \$3,370,219 was allocated for capital improvement projects, \$1,561,276 to housing projects, \$939,543 to public services, with the remainder of the funds allocated to general administration of the grant and fair housing activities. Expenditures in FY 2024-2025 totaled \$7,297,612.18.

CDBG projects and activities funded and reported in the FY 2024-2025 CAPER include multi-year capital improvement projects, public service activities, housing activities, and administration. The number of persons assisted by all CDBG activities represents the total number of persons served by a capital improvement project, for whom services and facilities were made available or accessible through all CDBG activities. Apart from General Administration, one hundred percent (100%) of the activities implemented and funded from the CDBG program benefited persons who were low-to moderate income individuals and families.

FY 2024-2025: CDBG Expenditures by Activities

Type of CDBG Activity	Funded Amount	Drawn Amount*	% of CDBG Grant Drawn
Housing Rehabilitation	\$1,160,000.00	\$2,384,470.86	
Infrastructure Improvements for Housing Construction	\$0	\$0	
Rental Housing Rehabilitation	\$0	\$398,661.00	
Housing Rehabilitation Administration	\$401,276.00	\$400,256.87	
Lead Based Paint Hazard Program	\$0	\$239.72	
Housing Subtotal	\$1,561,276.00	\$3,183,628.45	43.63%
Public Facilities and Improvements	\$3,370,219.00	1,782,423.30	24.42%
Public Services	\$939,543.00	\$968,000.20	13.26%
General Administration and Planning	\$1,467,759.00	\$1,363,560.23	18.69%
TOTAL	\$7,338,797.00	\$7,297,612.18	100%

Source: PR-26 CDBG Activity Summary for Program Year 2024 and PR-50 CDBG Expenditure Report, retrieved from IDIS on December 1, 2025.

*Note: Includes expenditure from prior years' projects.

CDBG Public Service Activities

Public services funded under CDBG included, but were not limited to, case management and street outreach services for homeless individuals, afterschool programs, childcare for kids residing at the domestic violence shelter, mental health and substance abuse services for homeless and low-income persons, identification services, case management for low-income families experiencing a financial crisis, employment training and placement services for individuals with disabilities, and meal delivery services for low-income seniors. Approximately 2,045 low-to-moderate income and homeless individuals, including 585 individuals with disabilities, seniors and children, were assisted with CDBG public services in FY 2024-2025.

The total amount disbursed for public services was \$968,000.20, which includes payments made through December of 2025 for the grant year that ended September 30, 2025. The total amount obligated for public services represents just over 13% of the total grant amount.

CDBG Housing Activities

Housing activities funded under CDBG included housing rehabilitation services, rental housing rehabilitation, lead-based paint activities, and housing administration. The total funding allocated for CDBG housing activities in FY 2024-2025 was \$1,561,276, and \$3,183,628.45 was drawn to date, to include funding from prior years and reprogrammed dollars. In addition to CDBG-funded activities, housing rehabilitation staff also oversee homeowners housing rehabilitation activities paid for by other funding sources, including those funded under HOME, State Housing Initiatives Partnership (SHIP), the local Affordable Housing Trust Fund, and Tangelo Park CRA programs. In the 2024-2025 fiscal year, 105 homeowners benefitted from minor and major repairs, as well as relocation allowance, conducted as part of the Homeowner Housing Rehabilitation Program administered by County staff. Furthermore, Habitat for Humanity Greater Orlando and Osceola County continued to offer its CDBG-funded Roof Replacement Program, which provided assistance to eighteen (18) households.

Additionally, although not funded in FY 2024-2025, a total of \$2,775.12 of prior year's funds was spent on the Lead Based Paint Hazard Program, which includes such activities as testing and abatement. More specifically, ten (10) homes constructed before 1978 were tested for lead-based paint.

CDBG Capital Projects

The following projects were funded in FY 2024-2025, however due to the scope of work and complexity of capital projects, implementation of some improvements (especially infrastructure improvements) may extend beyond the program year.

- Coalition for the Homeless of Central Florida, Inc. was awarded \$2,000,000, to include reprogrammed funds from prior years, for the construction of a new Center

for Women and Children experiencing homelessness on the agency's Downtown campus (Phase I). The funds will cover the cost of general construction activities associated with site improvements and infrastructure development.

- Central Florida Family Health Center, Inc. (dba True Health) Alafaya was awarded \$76,626 to make improvements to the flooring in the facility that provides medical services to low-income and uninsured residents.
- Primrose Center was awarded \$628,554 to retrofit existing buildings on the agency's campus, where services to individuals with disabilities are provided, to better withstand hurricanes/storms. Proposed improvements include replacement of windows and doors, and installation of four emergency generators.
- The Salvation Army was awarded \$929,529 for the installation of a new elevator and associated contingency costs for the Men's Shelter facility, an emergency shelter for homeless individuals.
- The Town of Eatonville/Community Redevelopment Agency (CRA) was awarded \$447,880 to cover the cost of internal site improvements and construction associated with the development of a business incubator in the community.

The following projects were completed in FY 2024-2025, to include projects funded in prior years:

- Center for Independent Living in Central Florida, Inc. was awarded \$260,000 in FY 2023-2024 CDBG funds for various improvements including HVAC replacement, duct work, etc., at the facility where services to persons with disabilities are provided. The project was completed in February of 2025.
- Aspire Health Partners, Inc. (Kassab Plaza) was awarded \$263,538 in FY 2024-2025 to replace the roof on the Kassab Plaza facility where medical detox services to persons with substance use disorders are provided. The project was completed in September of 2025.

CDBG General Administration and Planning

Other activities under the CDBG program included general administration in the amount of \$1,447,759.00, which is subject to the 20% administration cap. A total of \$20,000 in administration funds was designated for Fair Housing activities. Overall, a total of \$1,363,560.23 in CDBG general administration funds was expended in FY 2024-2025, to include \$4,230.64 spent on various Fair Housing activities.

During FY 2024-2025, Orange County Housing and Community Development Division engaged in community meetings, expos, and events to promote the services and resources available to residents, and distribute information related to Fair Housing. These

activities were undertaken in collaboration with Orange County's Office of Tenant Services, non-profit organizations, community leaders and residents. The information provided included materials on Fair Housing discrimination, as well as affordable housing and homelessness programs available to residents of Orange County. As part of our outreach efforts, newspaper announcements commemorating the Fair Housing Month (April) and the National Community Development Week (April 21 to April 25, 2025) were published in the main regional newspaper, the Orlando Sentinel, on April 9, 2025, and in the weekly La Prensa Newspaper (Spanish language publication) on April 3, 2025.

Additionally, on April 3, 2025, Orange County's Housing and Community Development Division staff attended the fifth (5th) Annual Fair Housing Summit hosted by Community Legal Services of Mid Florida, Inc. This educational event featured multiple speakers and discussion panelists covering topics such as Fair Housing in Disaster Preparedness and Response, Bringing Fair Housing HOME, Homelessness, and the History of the Fair Housing Testing program.

CDBG Program Income

According to the IDIS PR-26 report, \$156,822.46 in program income was reported for CDBG activities in FY 2024-2025.

B. Emergency Solutions Grant (ESG) Summary

In FY 2024-2025, the Emergency Solutions Grant (ESG) provided \$645,988 in funding for activities that included operations of homeless emergency shelters (including shelter for victims of domestic violence and their children), street outreach, and homelessness prevention services. The ESG program serves homeless individuals and families or those at risk of becoming homeless, with incomes up to 30% of the Area's Median Income (AMI). It should be noted that, under the ESG program, income eligibility is based on the HUD income limits in effect at the time of the program intake.

Shelter operation activities funded under the ESG program include essential services for homeless individuals and families. The shelter operation activity was funded in the amount of \$342,000, close to 53% of the total ESG allocation for FY 2024-2025, with services being implemented by the following agencies: Coalition for the Homeless of Central Florida, Inc., Family Promise of Greater Orlando, Inc., Harbor House of Central Florida, Inc. (shelter for victims of domestic violence and their children) and The Salvation Army. A total of 4,323 homeless individuals, including adults and children, were assisted with shelter and related services over the fiscal year. Covenant House Florida, Inc. was awarded \$45,500 to offer street outreach services to assist homeless youth with basic needs and connections to appropriate homeless services, including shelters. The agency assisted 23 homeless individuals.

In FY 2024-2025, Christian Service Center for Central Florida, Inc. and Family Promise of Greater Orlando, Inc. were awarded \$98,362 and \$100,000 in ESG funds, respectively, to implement homelessness prevention programs. During the fiscal year, these two agencies assisted 96 households (360 individuals) with homelessness prevention services, to include short-and-medium term rental assistance and stabilization, financial assistance, as well as housing stability case management.

Additionally, a total of \$20,000 was awarded to Homeless Services Network of Central Florida, Inc., the lead agency for the local Continuum of Care, for the administration and management of the Homeless Management Information System (HMIS) and provision of technical assistance to ESG-funded agencies.

The table below outlines ESG expenditures by activities funded.

FY 2024-2025: ESG Program Expenditures by Activity

Activity Type	Funded Amount	Drawn Amount	% of ESG Grant Drawn
Shelter	\$342,000.00	\$305,065.30	47.22%
Street Outreach	\$45,500.00	\$38,754.07	6.00%
Homeless Prevention	\$198,362.00	\$143,302.35	22.18%
Data Collection (HMIS)	\$20,000.00	\$0	0%
Administration	\$40,126.00	\$40,126.00	6.21%
Funds Remaining to Draw	\$0	\$118,740.28	18.39%
TOTAL	\$645,988.00	\$645,988.00	100%

Source: PR91 – ESG Financial Summary, retrieved from IDIS on December 1, 2025.

C. Emergency Solutions Grant – Rapid Unsheltered Survivor Housing (ESG-RUSH) Program Summary

On January 10, 2025, Orange County received a special allocation of \$512,694 in Emergency Solutions Grant (ESG) funds, known as Rapid Unsheltered Survivor Housing (ESG-RUSH) funding to address the needs of individuals and families experiencing or at risk of homelessness in areas impacted by major disasters—Hurricane Helene (DR-4828-FL) and Hurricane Milton (DR-4834-FL). ESG-RUSH funds may be used for a range of eligible activities, including rapid re-housing, homelessness prevention, housing relocation and stabilization services, and street outreach. These efforts are aimed at supporting individuals and households with ongoing needs who have not received assistance through other federal disaster relief programs.

To expedite the distribution of ESG-RUSH funds and quickly deliver assistance, Orange County launched a separate Request for Applications (RFA) process on Monday, March 3, 2025. This process was open to state-certified 501(c)(3) organizations with experience in providing homeless services. Three agencies were selected to deliver rapid re-housing, homelessness prevention, and street outreach services to eligible individuals and households. Final funding recommendations for the ESG-RUSH program were presented to the Community Development Advisory Board (CDAB) on May 21, 2025, and agreements were executed by the Board of County Commissioners on August 26, 2025.

The table below provides details on the ESG-RUSH funded activities.

FY 2024- 2025 ESG-RUSH Homeless Services Projects

Activity Name or Agency Name	Project Description	Funding Amount
RAPID REHOUSING		
Coalition for the Homeless of Central Florida, Inc.	Assistance for homeless individuals who were either unsheltered, or in temporary shelters during Hurricanes Milton and/or Helene to help transition them into long-term housing through case management, housing search, short-term rental assistance, budgeting, and life skills training.	\$258,000
HOMELESSNESS PREVENTION SERVICES		
Covenant House Florida, Inc.	Expansion of the Rights of Passage Apartment Living program (ROPAL), which provides housing, financial assistance and supportive services for youth at risk of homelessness.	\$116,242
STREET OUTREACH		
SALT Outreach, Inc.	Expansion of the Street Outreach Program which provides essential services (showers, laundry, food, hygiene supplies, clothing) and case management to individuals experiencing homelessness.	\$100,000
Total ESG-RUSH Projects (does not include \$38,452 in Admin costs)		\$474,242

Orange County continues to be a leading provider of funding for homeless services in the region. The County provided \$564,168 in funding to Grand Avenue Economic Development Corp. for 40 permanent supportive housing units at the Maxwell Terrace successfully housing 56 individuals; \$1,089,729 in funding to Aspire Health Partners, Inc. for 30 units of transitional housing, resulting in 149 individuals served in FY 2024-2025; \$2,119,560 in funding to Homeless Services Network of Central Florida, Inc. which provided permanent supportive housing for 260 individuals; \$150,000 was awarded to Healthy Start Coalition to fund short-term rental assistance for 30 pregnant and post-partum women; and, finally, \$865,050 was awarded to the ANCHOR program to provide transitional housing for 168 individuals.

Beyond its investments in transitional housing, and permanent supportive housing, the County designates over \$1.6 million in general revenue funds each year to support rapid re-housing efforts for homeless families, serving approximately 250 households annually. An additional \$989,665 was allocated to the Diversion Program operated by the Coalition for the Homeless of Central Florida, Inc., which assisted 1,428 individuals in FY 2024–2025. The County also contributes \$170,696 to help fund operations at the Samaritan Resource Center—a daily drop-in facility for individuals experiencing homelessness in East Orange County—which served 2,831 unduplicated clients during the same fiscal year. The Samaritan Resource Center also receives funding to offer up to 30 units of bridge housing, with over \$1.1 million allocated per year.

Finally, the County continues to use State SHIP dollars to fund the rapid re-housing program implemented by Coalition for the Homeless of Central Florida, Inc. In FY 2024-2025, a total of 121 households received assistance through the program.

D. HOME Investment Partnerships (HOME) Program Summary

Orange County received \$2,597,142.10 in HOME funds for the FY 2024-2025. The HOME program requires a 25% match of the total grant amount, excluding the administration costs, resulting in a minimum required match of \$641,785.53. The County utilizes State SHIP funds to satisfy the match requirements for the HOME program.

In FY 2024-2025, activities funded under HOME totaled \$1,702,343, to include funding from prior years funds. HOME funds were primarily used for the Tenant-Based Rental Assistance (TBRA) Program, which provided rental subsidies to 222 seniors and/or persons with disabilities. Additionally, a total of \$7,000 in HOME funds was expended for relocation allowances associated with homeowner housing rehabilitation and/or rental housing rehabilitation activities.

The Homeowner Housing Rehabilitation Program, administered by the Orange County Housing and Community Development Division, leverages CDBG, HOME, State SHIP, local Affordable Housing Trust Fund, and Tangelo Park CRA dollars to provide rehabilitation services to qualified low-income homeowners. In FY 2024-2025, the County expended \$5,814,499.37 from various funding sources (including CDBG and SHIP funds) to provide housing rehabilitation services to 105 qualified homeowners. Eligible activities under this program included home replacement, total rehabilitation, relocation assistance, minor home repairs, and emergency home repairs. An additional \$2,775.12 in prior years CDBG funds was expended under the Lead Based Paint Hazard Program for lead-based paint testing and abatement activities. A total of ten (10) homes constructed before 1978 were tested for lead-based paint.

The HOME program requires that Participating Jurisdictions (PJs) commit a minimum of fifteen (15%) of their annual HOME allocation to projects conducted in collaboration with Community Housing Development Organizations (CHDOs). PJs have up to 24 months to commit funds to eligible CHDO activities. Orange County currently has nine (9) certified CHDOs, listed below:

- Bright Community Trust, Inc.
- Catholic Charities – Resurrection Community Housing Development Organization
- Covenant House Florida, Inc.
- Future leaders Community Development Corporation,
- Grand Avenue Economic Development Corporation, dba Pathlight HOME
- H.E.L.P. Community Development Corporation
- Homes in Partnership, Inc.
- Mary L. Jones Land Trust, Inc.
- Orlando Neighborhood Improvement Corporation, Inc.

The latest round of CHDO certifications was conducted in Spring of 2025. The County also held a Request for Applications for HOME CHDO projects in summer of 2025. Three certified CHDOs received conditional awards as a result of the RFA, with projects to begin implementation in 2026.

The table below summarizes HOME Program expenditures for FY 2024-2025.

FY 2024-2025: HOME Program Expenditures by Activity

Activity Type	Disbursed Amount	Units Completed	Units Occupied
Rentals	0	0	0
TBRA Families	\$1,891,948.00	222	222
TOTAL	\$1,891,948.00	222	222

Source: HOME Summary of Accomplishments for Program Year 2024, retrieved from IDIS on December 1, 2025, and Housing and Community Development Division reporting.

E. HOME-ARP Program Summary

Orange County was awarded \$10,554,916 in HOME funds under the American Rescue Plan (HOME-ARP) to address additional needs for homelessness assistance and supportive services that emerged as a result of the COVID-19 pandemic. Eligible activities under HOME-ARP include the development of affordable housing, tenant-based rental assistance, provision of supportive services, and acquisition and development of non-congregate shelter units. Qualifying populations for HOME-ARP are those defined as: homeless; at-risk of homelessness; fleeing/attempting to flee domestic violence, dating violence, sexual assault, stalking, or human trafficking; and other populations where assistance would either prevent the individual or family's homelessness, or serve those with the greatest risk of housing instability, such as extremely low-income households that are severely rent-burdened. Families that include a veteran family member who meets one of these qualifying population criteria, are also eligible to receive HOME-ARP assistance.

The HOME-ARP Allocation Plan was adopted as an amendment to the FY 2021–2022 Annual Action Plan and approved by HUD in April of 2023. The Plan originally budgeted \$1,000,000 for supportive services, \$5,000,000 for Tenant-Based Rental Assistance (TBRA), and \$3,000,000 for the development of affordable housing serving qualifying populations. On May 27, 2025, HUD issued an allocation adjustment increasing the County's HOME-ARP award by \$15,858, resulting in a total grant amount of \$10,570,774. In response to the adjusted amount, the County revised its initial HOME-ARP budget to allocate \$1,435,158 for supportive services, \$7,550,000 for TBRA, and \$1,585,616 for administration and planning (15%) costs.

In March 2024, the County solicited applications for HOME-ARP supportive services projects to be implemented during the FY 2024-2025 and FY 2025-2026 program years. The agreements with the agencies listed below were approved by the Orange County Board of County Commissioners on November 19, 2024, to provide housing counseling and supportive services to qualifying populations:

- Harbor House of Central Florida, Inc. was awarded \$108,150 to provide case management, transportation, client assistance (including deposit assistance, rental assistance, and childcare expenses), and therapy/mental health services. As of September 2025, the agency has expended \$33,909 and served 15 households, totaling 27 individuals. Of these, six (6) households received housing counseling services, and nine (9) households received supportive services under the HOME-ARP program.
- Christian Service Center for Central Florida, Inc. was awarded \$455,528 to provide supportive case management services. As of September 2025, the agency has expended \$194,896 and assisted 43 households, totaling 137 individuals. Of these,

36 households received housing counseling services, and seven (7) households received supportive services under the HOME-ARP program.

- Jewish Family Services of Greater Orlando, Inc. was awarded \$52,800 to provide healthcare and mental health counseling services. On October 1, 2025, the agency notified Orange County of its decision to close its Counseling, Growth and Development Program effective October 31, 2025, thereby terminating its HOME-ARP agreement. The agency did not draw funds or serve clients under the agreement due to insufficient referrals and implementation challenges.

Additionally, homeless individuals served through these HOME-ARP supportive service activities were issued 50 rental vouchers (HOME-ARP TBRA) to assist in securing and maintaining housing. To date, 44 vouchers have been utilized.

F. Other Grants Administered Summary

Other federal programs administered by the Orange County Housing and Community Development Division include two awards under the Neighborhood Stabilization Program (NSP-1 and NSP-3), the Section 8 Housing Choice Voucher Program, Mainstream Voucher Program, Emergency Rental Assistance Vouchers Program, the Shelter Plus Care (SPC) Program, and several programs addressing affordable housing needs.

Neighborhood Stabilization Program (NSP)

The NSP Program was created by the Housing and Economic Recovery Act of 2008 to allow for acquisition, demolition, rehabilitation, and resale activities to stabilize neighborhoods highly impacted by housing foreclosures. The County is currently closing out the NSP Program, and no additional foreclosed properties are being purchased after NSP-1 and NSP-3. The unspent entitlement funds and any program income are to be transferred to the CDBG program prior to the NSP program close-out.

Rental Assistance Programs

Orange County's Section 8 Housing Choice Voucher Program administers rental housing subsidies for low-income households. In FY 2024-2025, rental subsidies were provided to approximately 1,226 households, with an additional 641 out-of-state vouchers for a total of 1,867 vouchers serviced during the past fiscal year. Additionally, 55 veterans received subsidies under the Veterans Administration Supportive Housing (HUD-VASH) program. Furthermore, Orange County, through a partnership with the local CoC, administers the Shelter Plus Care (SPC) program that provides rental subsidies to chronically homeless individuals with disabilities. A total of 62 clients were assisted in FY 2024-2025 under this program.

The County has also received funds as part of the Mainstream Voucher Program. The Mainstream housing vouchers are targeted for non-elderly, head or co-head of households with disabilities who are at risk of homelessness or were previously homeless. The County utilized 58 vouchers allocated to the County during the fiscal year. In FY 2024-2025, 52 homeless households, including homeless youth ages 18-24, and persons fleeing domestic violence and human trafficking, received rental assistance through the Emergency Housing Voucher program, and an additional 44 qualified households received assistance through the HOME-ARP TBRA program. Due to the HUD mandated close-out of the Emergency Housing Voucher program, the County intends to transfer qualified households to the HOME-ARP Tenant-Based Rental Assistance Program (TBRA) to continue providing housing assistance.

Affordable Housing – SHIP and Tax Credit Projects

The CAPER also reports on state and local contributions to affordable housing in Orange County. The most important state revenue source is the SHIP program that is utilized as a

HOME Program match and used for housing rehabilitation activities, affordable rental housing development, housing counseling and affordable homeownership activities.

The County provided \$500,000 of SHIP funds and \$84,100 of Affordable Housing Trust Fund dollars in FY 2023-2024 to the Grand Avenue Economic Community Development Corp. for the purpose of renovating six (6) affordable veteran housing units. The project was completed in September of 2025.

In March of 2025, Orange County entered into a three-year agreement with the Coalition for the Homeless of Central Florida, Inc. to continue utilizing State SHIP funds for the agency's Rapid Rehousing program, which provided rental assistance to 121 families in FY 2024-2025. A total of \$1.2 million in SHIP funds was awarded for a period of three years. The SHIP program funds were also used to provide down payment assistance to a total of 267 households. Of those households served by the program, 40 were very low-income households, 165 were low-income households, and 62 were moderate income households. The total amount of assistance provided to qualified households to purchase homes in FY 2024-2025 was \$10,092,517.75.

Furthermore, Orange County contracted with three (3) non-profit credit counseling agencies – Housing and Education Alliance, HELP CDC, and Habitat for Humanity of Greater Orlando and Osceola County, Inc. to provide pre-purchase counseling and homebuyer education through the SHIP program to approximately 1,029 individuals.

Another program funded with SHIP funds is the Impact Fee Subsidy Program. This program provides impact fee subsidies on certified affordable housing units – single family/owner-occupied and rental units – to incentivize construction of affordable housing. Fifteen (15) impact fee subsidies were issued over the 2024-2025 fiscal year.

Finally, in FY 2024-2025 the County utilized the Hurricane Housing Recovery Program (HHRP) allocation to fund the following housing preservation activities.

- Grand Avenue Economic Community Development Corp. was funded in the amount of \$490,200 to install exterior doors and air conditioning units at the Maxwell Graden apartment complex, an affordable rental apartment complex serving formally homeless and low-income individuals. The agency completed the installation of 180 doors and anticipates completing the installation of the air conditioning units in FY 2025-2026.
- Habitat for Humanity Greater Orlando and Osceola County, Inc. utilized \$19,707 of SHIP HHRP funding to replace a (1) roof on a single-family home impacted by Hurricane Ian. An additional \$1,410,292 in SHIP HHRP funds was awarded to the agency to provide major housing rehabilitation on single-family homes damaged by Hurricane Ian. The agency completed 20 roofing projects in FY 2024-2025.

Affordable Housing Projects – General Revenue and Affordable Housing Trust Fund

Regarding locally funded affordable housing projects and activities, Orange County Housing and Community Development Division has moved forward on several initiatives related to the Affordable Housing Trust Fund.

The County issued a Multifamily Affordable Housing Gap Financing Request for Proposals (RFP Y24-1031-AH) in April of 2024. The five (5) multifamily projects selected are expected to generate 573 affordable rental units. In FY 2024-2025 four of the five selected projects were approved by the Board of County Commissioners, and of these, three (3) began construction in 2025. The remaining projects are expected to begin construction in 2026.

Through its Surplus Lot Program, the Board of County Commissioners approved the transfer of nine (9) properties to three (3) non-profit agencies in 2024. All three agencies received low interest construction loans utilizing the Revolving Loan Fund, which was established in 2024 with an initial investment of 3.5 million and is managed by Neighborhood Leading Partners, LLC. Since then, the deeds to these properties have been transferred from the County to the agencies, and construction of new affordable owner-occupied single-family units is expected to begin in early 2026. All income-eligible homebuyers of these homes could qualify for Orange County's down payment assistance program utilizing SHIP funds.

Finally, Orange County has awarded Housing Trust Fund dollars to two non-profit organizations to assist in the preservation of existing affordable owner-occupied single-family units. Rebuilding Together Greater Florida, Inc. received \$460,000 to repair/rehabilitate at least 15 owner-occupied homes and Habitat for Humanity of Greater Orlando and Osceola County, Inc. was awarded \$1,566,787 to provide roof replacement on approximately 80 owner-occupied homes. In FY 2024-2025, Rebuilding Together Greater Florida, Inc. completed sixteen (16) homeowner housing rehabilitation projects.

The next table outlines the four main goals identified in Orange County's 2022-2026 Consolidated Plan, primary funding sources, outcome indicators for each of the objectives, and accomplishments made to date.

Table 1: Table 1: 2022-2026 Consolidated Plan Goals, Objectives and Activities – Summary of Accomplishments

Consolidated Plan Goal 1: Transform low to moderate-income communities into resilient communities					
Consolidated Plan Objective	Action Plan Activities FY 2024-2025	Sources of Funds* FY 2024-2025	Performance Indicators	Expected Five Year Total	Actual Number Served FY 2024-2025
1.1. Provision of capital improvements and infrastructure improvements to enhance community safety and livability and to increase accessibility for persons with disabilities	Rehabilitation and/or construction of public facilities	CDBG CDBG-CV	Public facility or infrastructure activity other than LMI housing benefit (persons)	39,825	FY 2024 – 4,307 (CDBG)
1.2. Support for services offered by nonprofit organizations, to include services that help increase housing stability and self-sufficiency	Case management and crisis intervention	CDBG SHIP	Public service activities other than LMI housing benefit	7,040	FY 2024 – 1,460
	Services for homeless				
	Services for persons with severe disabilities		Public service activities for LMI housing benefit	10,000	FY 2024 –1,029
	Self-sufficiency skills training				
1.3. Provision of job training and placement	Pre-purchase education and counseling	CDBG			
	Job training and placement		Jobs created/retained	2,500	FY 2024 –13
1.4. Meeting special needs of vulnerable populations such as children, the elderly, and persons with disabilities	Construction jobs	CDBG		100	FY 2024 – 0
	Increased access for persons with disabilities		Public service activities other than LMI housing benefit	200	FY 2024 – 585
	Services for persons with severe disabilities				
	Childcare assistance		Public facility rehabilitated/constructed	40	FY 2024– 0
	Special needs housing added				

* Sources of funds may include non-federal resources, such as Orange County's Citizens Review Panel (CRP) funding and other programs from Orange County's general revenue sources, other state and local sources.

Table 1: 2022-2026 Consolidated Plan Goals, Objectives and Activities – Summary of Accomplishments (cont.)

Consolidated Plan Goal 2: Expand and preserve housing affordability, safety, and stability for low to moderate-income households and vulnerable populations					
Consolidated Plan Objective	Action Plan Activities FY 2024-2025	Sources of Funds* FY 2024-2025	Performance Indicators	Expected Five Year Total	Actual Number Served FY 2024-2025
2.1. Rehabilitation of rental and homeownership housing to benefit extremely low, low, and moderate-income households	Multi-unit rental housing rehabilitation	CDBG <i>General Revenue</i> HOME SHIP	Rental units rehabilitated	745	FY 2024 –186
	Homeowners' single-family rehabilitation		Homeowner housing rehabilitated	700	FY 2024 –160
2.2. Creation of new affordable housing units for rent and homeownership	Homeowners' single-family construction	<i>General Revenue</i> SHIP HOME	Homeowner housing added	200	FY 2024 –15
	Multi-unit rental housing construction		Rental units added	2,500	FY 2024 – 0
	Financial incentives for first time home buyers (down payment and closing costs)		Direct financial assistance to homebuyers (individuals)	750	FY 2024 – 267
2.3. Provision of tenant-based rental assistance and other rental subsidies	Rental assistance subsidies	HOME	Tenant Based Rental Assistance	1,000	FY 2024 – 222
2.4. Using CHDO funds to support development of new housing and rehabilitation of existing affordable housing units	Multi-unit rental housing rehabilitation/construction	All	Rental units rehabilitated/added	0	FY 2024 – 0
	Homeowners' single-family rehabilitation/construction		Homeowner housing rehabilitated/added	0	FY 2024 – 0

* Sources of funds may include non-federal resources, such as Orange County's Citizens Review Panel (CRP) funding and other programs from Orange County's general revenue sources, other state and local sources.

Table 1: 2022-2026 Consolidated Plan Goals, Objectives, and Activities – Summary of Accomplishments (cont.)

Consolidated Plan Goal 3: Work in collaboration with local government agencies, nonprofit organizations, and industry partners to eradicate and prevent homelessness					
Consolidated Plan Objective	Action Plan Activities FY 2024-2025	Sources of Funds* FY 2024-2025	Performance Indicators	Expected Five Year Total	Actual Number Served FY 2024-2025
3.1. Provision of housing and services for residents experiencing homelessness and those at risk of becoming homeless	Rental assistance subsidies for homeless households	HOME HOME-ARP HUD-VASH Shelter + Care Mainstream and Emergency Rental Assistance Vouchers	Public service activities for LMI housing benefit	1,000	FY 2024 – 271
	Housing for homeless households		Rental units added	0	FY 2024 – 0
3.2. Support for homelessness prevention, case management, wraparound services, and rapid re-housing	Homelessness prevention services	ESG	Homelessness prevention (households)	125	FY 2024 – 96
	Rapid re-housing and stabilization services	SHIP	Rapid Re-housing (households)	50	FY 2024 – 371
3.3. Availability of emergency shelter facilities for homeless individuals and families	Support for operations and essential services of homeless facilities	ESG <i>General Revenue</i> HOME-ARP	Homeless persons overnight shelter	5,760	FY 2024 – 4,323
	Shelter beds		Shelter beds added	0	FY 2024 – 0
3.3. Provision of Homeless Management Information System (HMIS) support	Homeless Management Information System (HMIS)	ESG	HMIS Training (agencies assisted)	25	FY 2024 – 7
3.5. Street outreach for unsheltered individuals and families	Street outreach	ESG	Homeless persons served	200	FY 2024 – 23

* Sources of funds may include non-federal resources, such as Orange County's Citizens Review Panel (CRP) funding and other programs from Orange County's general revenue sources, other state and local sources.

Table 1: 2022-2026 Consolidated Plan Goals, Objectives, and Activities – Summary of Accomplishments (cont.)

Consolidated Plan Goal 4: Program administration					
Consolidated Plan Objective	Action Plan Activities FY 2024-2025	Sources of Funds* FY 2024-2025	Performance Indicators	Expected Five Year Total	Actual Number Served FY 2024-2025
4.1. Provision of services to County residents and housing providers to advance fair housing	Fair housing education Training of subrecipients Technical assistance Conciliation, referral, and follow-up	CDBG	Fair housing training and technical assistance (persons)	500	FY 2024 – 100

* Sources of funds may include non-federal resources, such as Orange County's Citizens Review Panel (CRP) funding and other programs from Orange County's general revenue sources, other state and local sources.

IDIS SYSTEM REPORTS

PR23 – CDBG Summary of Accomplishments – Program Year 2024

PR23 – CDBG-CV Summary of Accomplishments – Program Year 2024

PR23 – HOME Summary of Accomplishments – Program Year 2024

PR25 – Status of CHDO Funds by Fiscal Year Report (HOME)

PR26 – CDBG Financial Summary Report – Program Year 2024

PR26 – CDBG-CV Financial Summary Report – Program Year 2024

PR50 – CDBG Expenditure Report

PR50 – CDBG-CV Expenditure Report

PR91 – ESG Financial Summary – Orange County, FL



U.S. Department of Housing and Urban Development
Office of Community Planning and Development
Integrated Disbursement and Information System
CDBG Summary of Accomplishments
Program Year: 2024

DATE: 12-01-25
TIME: 8:55
PAGE: 1

Orange County

Count of CDBG Activities with Disbursements by Activity Group & Matrix Code

Activity Group	Activity Category	Open Count	Open Activities Disbursed	Completed Count	Completed Activities Disbursed	Program Year Count	Total Activities Disbursed
Housing	Rehab; Single-Unit Residential (14A)	21	\$1,655,814.85	20	\$728,656.01	41	\$2,384,470.86
	Rehab; Multi-Unit Residential (14B)	1	\$398,661.00	1	\$0.00	2	\$398,661.00
	Rehabilitation Administration (14H)	1	\$385,221.22	3	\$15,035.65	4	\$400,256.87
	Lead-Based/Lead Hazard Test/Abate (14I)	1	\$239.72	0	\$0.00	1	\$239.72
	Total Housing	24	\$2,439,936.79	24	\$743,691.66	48	\$3,183,628.45
Public Facilities and Improvements	Facility for Persons with Disabilities (03B)	1	\$254,061.45	0	\$0.00	1	\$254,061.45
	Homeless Facilities (not operating costs) (03C)	0	\$0.00	1	\$0.00	1	\$0.00
	Neighborhood Facilities (03E)	4	\$647,383.40	1	\$0.00	5	\$647,383.40
	Flood Drainage Improvements (03I)	1	\$331,246.00	0	\$0.00	1	\$331,246.00
	Street Improvements (03K)	1	\$49,732.45	0	\$0.00	1	\$49,732.45
	Sidewalks (03L)	0	\$0.00	1	\$0.00	1	\$0.00
	Health Facilities (03P)	1	\$500,000.00	1	\$0.00	2	\$500,000.00
	Total Public Facilities and Improvements	8	\$1,782,423.30	4	\$0.00	12	\$1,782,423.30
Public Services	Senior Services (05A)	1	\$123,883.25	2	\$45,028.10	3	\$168,911.35
	Services for Persons with Disabilities (05B)	3	\$154,821.54	4	\$5,549.20	7	\$160,370.74
	Legal Services (05C)	1	\$38,528.43	2	\$4,371.14	3	\$42,899.57
	Youth Services (05D)	2	\$66,548.64	1	\$0.00	3	\$66,548.64
	Substance Abuse Services (05F)	1	\$59,938.56	1	\$2,702.44	2	\$62,641.00
	Services for victims of domestic violence, dating violence, sexual assault or stalking (05G)	1	\$34,342.53	2	\$3,017.46	3	\$37,359.99
	Employment Training (05H)	0	\$0.00	2	\$0.00	2	\$0.00
	Child Care Services (05L)	0	\$0.00	4	\$10,937.12	4	\$10,937.12
	Health Services (05M)	1	\$48,427.95	2	\$36,751.11	3	\$85,179.06
	Mental Health Services (05O)	2	\$104,495.82	4	\$4,328.50	6	\$108,824.32
	Subsistence Payment (05Q)	0	\$0.00	2	\$7,331.00	2	\$7,331.00
	Housing Information and Referral Services (05X)	5	\$212,366.41	3	\$4,631.00	8	\$216,997.41



U.S. Department of Housing and Urban Development
Office of Community Planning and Development
Integrated Disbursement and Information System
CDBG Summary of Accomplishments
Program Year: 2024

DATE: 12-01-25
TIME: 8:55
PAGE: 2

Orange County

Activity Group	Activity Category	Open Count		Open Activities Disbursed		Completed Count		Completed Activities Disbursed		Program Year Count	Total Activities Disbursed
Public Services	Total Public Services	17	\$843,353.13	29	\$124,647.07	46	\$968,000.20				
General Administration and Planning	General Program Administration (21A)	2	\$1,329,023.74	3	\$34,536.49	5	\$1,363,560.23				
	Fair Housing Activities (subject to 20% Admin Cap) (21D)	0	\$0.00	1	\$0.00	1	\$0.00				
	Total General Administration and Planning	2	\$1,329,023.74	4	\$34,536.49	6	\$1,363,560.23				
Grand Total		51	\$6,394,736.96	61	\$902,875.22	112	\$7,297,612.18				



U.S. Department of Housing and Urban Development
Office of Community Planning and Development
Integrated Disbursement and Information System
CDBG Summary of Accomplishments
Program Year: 2024

DATE: 12-01-25
TIME: 8:55
PAGE: 3

Orange County

CDBG Sum of Actual Accomplishments by Activity Group and Accomplishment Type

Activity Group	Matrix Code	Accomplishment Type	Open Count	Completed Count	Program Year Totals
Housing	Rehab; Single-Unit Residential (14A)	Housing Units	24	92	116
	Rehab; Multi-Unit Residential (14B)	Housing Units	100	204	304
	Rehabilitation Administration (14H)	Housing Units	1	3	4
	Lead-Based/Lead Hazard Test/Abate (14I)	Housing Units	10	0	10
	Total Housing		135	299	434
Public Facilities and Improvements	Facility for Persons with Disabilities (03B)	Public Facilities	0	0	0
	Homeless Facilities (not operating costs) (03C)	Public Facilities	0	30	30
	Neighborhood Facilities (03E)	Public Facilities	4,850	792	5,642
	Flood Drainage Improvements (03I)	Public Facilities	0	0	0
	Street Improvements (03K)	Housing Units	0	0	0
	Sidewalks (03L)	Persons	0	9,300	9,300
	Health Facilities (03P)	Public Facilities	0	1,297	1,297
	Total Public Facilities and Improvements		4,850	11,419	16,269
Public Services	Senior Services (05A)	Persons	100	158	258
	Services for Persons with Disabilities (05B)	Persons	192	169	361
	Legal Services (05C)	Persons	113	205	318
	Youth Services (05D)	Persons	285	41	326
	Substance Abuse Services (05F)	Persons	3	40	43
	Services for victims of domestic violence, dating violence, sexual assault or stalking (05G)	Persons	196	645	841
	Employment Training (05H)	Persons	0	150	150
	Child Care Services (05L)	Persons	0	1,528	1,528
	Health Services (05M)	Persons	250	4,087	4,337
	Mental Health Services (05O)	Persons	1,427	10,656	12,083
	Subsistence Payment (05Q)	Persons	0	60	60
	Housing Information and Referral Services (05X)	Persons	276	347	623
		Households	24	0	24
	Total Public Services		2,866	18,086	20,952
Grand Total			7,851	29,804	37,655



U.S. Department of Housing and Urban Development
Office of Community Planning and Development
Integrated Disbursement and Information System
CDBG Summary of Accomplishments
Program Year: 2024

DATE: 12-01-25
TIME: 8:55
PAGE: 4

Orange County

CDBG Beneficiaries by Racial / Ethnic Category

Housing-Non Housing	Race	Total Persons	Total Hispanic Persons	Total Households	Total Hispanic Households
Housing	White	0	0	159	76
	Black/African American	0	0	225	33
	Asian	0	0	1	0
	American Indian/Alaskan Native	0	0	3	0
	American Indian/Alaskan Native & White	0	0	5	0
	Asian & White	0	0	2	0
	Black/African American & White	0	0	1	0
	Amer. Indian/Alaskan Native & Black/African Amer.	0	0	1	0
	Other multi-racial	0	0	37	17
	Total Housing	0	0	434	126
Non Housing	White	4,262	3,012	12	10
	Black/African American	4,103	415	12	0
	Asian	117	15	0	0
	American Indian/Alaskan Native	45	22	0	0
	Native Hawaiian/Other Pacific Islander	29	4	0	0
	American Indian/Alaskan Native & White	7	0	0	0
	Asian & White	3	2	0	0
	Black/African American & White	50	7	0	0
	Amer. Indian/Alaskan Native & Black/African Amer.	10	1	0	0
	Other multi-racial	1,026	462	0	0
	Total Non Housing	9,652	3,940	24	10
Grand Total	White	4,262	3,012	171	86
	Black/African American	4,103	415	237	33
	Asian	117	15	1	0
	American Indian/Alaskan Native	45	22	3	0
	Native Hawaiian/Other Pacific Islander	29	4	0	0
	American Indian/Alaskan Native & White	7	0	5	0
	Asian & White	3	2	2	0
	Black/African American & White	50	7	1	0
	Amer. Indian/Alaskan Native & Black/African Amer.	10	1	1	0
	Other multi-racial	1,026	462	37	17
	Total Grand Total	9,652	3,940	458	136



U.S. Department of Housing and Urban Development
Office of Community Planning and Development
Integrated Disbursement and Information System
CDBG Summary of Accomplishments
Program Year: 2024

DATE: 12-01-25
TIME: 8:55
PAGE: 5

Orange County

CDBG Beneficiaries by Income Category [\(Click here to view activities\)](#)

Income Levels		Owner	Occupied	Renter	Occupied	Persons
Housing	Extremely Low (<=30%)		39		0	0
	Low (>30% and <=50%)		78		0	0
	Mod (>50% and <=80%)		46		0	0
	Total Low-Mod		163		0	0
	Non Low-Mod (>80%)		0		0	0
	Total Beneficiaries		163		0	0
Non Housing	Extremely Low (<=30%)		18		0	1,339
	Low (>30% and <=50%)		6		0	243
	Mod (>50% and <=80%)		0		0	15
	Total Low-Mod		24		0	1,597
	Non Low-Mod (>80%)		0		0	0
	Total Beneficiaries		24		0	1,597



U.S. Department of Housing and Urban Development
Office of Community Planning and Development
Integrated Disbursement and Information System
CDBG-CV Summary of Accomplishments
Program Year: 2024

DATE: 12-01-25
TIME: 8:48
PAGE: 1

Orange County

Count of CDBG-CV Activities with Disbursements by Activity Group & Matrix Code

Activity Group	Activity Category	Open Count	Open Activities Disbursed	Completed Count	Completed Activities Disbursed	Program Year Count	Total Activities Disbursed
Public Facilities and Improvements	Facility for Persons with Disabilities (03B)	0	\$0.00	1	\$0.00	1	\$0.00
	Homeless Facilities (not operating costs) (03C)	0	\$0.00	2	\$174,677.71	2	\$174,677.71
	Neighborhood Facilities (03E)	0	\$0.00	2	\$129,441.45	2	\$129,441.45
	Total Public Facilities and Improvements	0	\$0.00	5	\$304,119.16	5	\$304,119.16
Public Services	Legal Services (05C)	0	\$0.00	1	\$0.00	1	\$0.00
	Total Public Services	0	\$0.00	1	\$0.00	1	\$0.00
General Administration and Planning	General Program Administration (21A)	1	\$62,276.42	0	\$0.00	1	\$62,276.42
	Total General Administration and Planning	1	\$62,276.42	0	\$0.00	1	\$62,276.42
Grand Total		1	\$62,276.42	6	\$304,119.16	7	\$366,395.58



U.S. Department of Housing and Urban Development
Office of Community Planning and Development
Integrated Disbursement and Information System
CDBG-CV Summary of Accomplishments
Program Year: 2024

DATE: 12-01-25
TIME: 8:48
PAGE: 2

Orange County

CDBG-CV Sum of Actual Accomplishments by Activity Group and Accomplishment Type

Activity Group	Matrix Code	Accomplishment Type	Program Year		
			Open Count	Completed Count	Totals
Public Facilities and Improvements	Facility for Persons with Disabilities (03B)	Public Facilities	0	176	176
	Homeless Facilities (not operating costs) (03C)	Public Facilities	0	146	146
	Neighborhood Facilities (03E)	Public Facilities	0	10,328	10,328
	Total Public Facilities and Improvements		0	10,650	10,650
Public Services	Legal Services (05C)	Persons	0	201	201
	Total Public Services		0	201	201
Grand Total			0	10,851	10,851



U.S. Department of Housing and Urban Development
Office of Community Planning and Development
Integrated Disbursement and Information System
CDBG-CV Summary of Accomplishments
Program Year: 2024

DATE: 12-01-25
TIME: 8:48
PAGE: 3

Orange County

CDBG-CV Beneficiaries by Racial / Ethnic Category

Housing-Non Housing	Race	Total Persons	Total Hispanic Persons	Total Households	Total Hispanic Households
Non Housing	White	4,460	2,493	0	0
	Black/African American	2,876	174	0	0
	Asian	215	19	0	0
	American Indian/Alaskan Native	51	23	0	0
	Native Hawaiian/Other Pacific Islander	17	5	0	0
	American Indian/Alaskan Native & White	17	6	0	0
	Black/African American & White	26	11	0	0
	Amer. Indian/Alaskan Native & Black/African Amer.	16	8	0	0
	Other multi-racial	1,263	625	0	0
	Total Non Housing	8,941	3,364	0	0
Grand Total	White	4,460	2,493	0	0
	Black/African American	2,876	174	0	0
	Asian	215	19	0	0
	American Indian/Alaskan Native	51	23	0	0
	Native Hawaiian/Other Pacific Islander	17	5	0	0
	American Indian/Alaskan Native & White	17	6	0	0
	Black/African American & White	26	11	0	0
	Amer. Indian/Alaskan Native & Black/African Amer.	16	8	0	0
	Other multi-racial	1,263	625	0	0
	Total Grand Total	8,941	3,364	0	0



U.S. Department of Housing and Urban Development
Office of Community Planning and Development
Integrated Disbursement and Information System
CDBG-CV Summary of Accomplishments
Program Year: 2024

DATE: 12-01-25
TIME: 8:48
PAGE: 4

Orange County

CDBG-CV Beneficiaries by Income Category [\(Click here to view activities\)](#)

Income Levels		Owner	Occupied	Renter	Occupied	Persons
Non Housing	Extremely Low ($\leq 30\%$)		0		0	116
	Low ($>30\%$ and $\leq 50\%$)		0		0	0
	Mod ($>50\%$ and $\leq 80\%$)		0		0	0
	Total Low-Mod		0		0	116
	Non Low-Mod ($>80\%$)		0		0	0
	Total Beneficiaries		0		0	116



U.S. Department of Housing and Urban Development
Office of Community Planning and Development
Integrated Disbursement and Information System
HOME Summary of Accomplishments

Program Year: 2024
Start Date 01-Oct-2024 - End Date 30-Sep-2025
Orange County
Home Disbursements and Unit Completions

Activity Type	Disbursed Amount	Units Completed	Units Occupied
TBRA Families	\$1,891,948.00	222	222
Total, Rentals and TBRA	\$1,891,948.00	222	222
Grand Total	\$1,891,948.00	222	222

Home Unit Completions by Percent of Area Median Income

Activity Type						Units Completed	
	0% - 30%	31% - 50%	51% - 60%	61% - 80%	Total 0% - 60%	Total 0% - 80%	
TBRA Families	105	104	5	8	214	222	
Total, Rentals and TBRA	105	104	5	8	214	222	
Grand Total	105	104	5	8	214	222	

Home Unit Reported As Vacant

Activity Type	Reported as Vacant
TBRA Families	0
Total, Rentals and TBRA	0
Grand Total	0



U.S. Department of Housing and Urban Development
Office of Community Planning and Development
Integrated Disbursement and Information System
HOME Summary of Accomplishments

DATE: 12-01-25
TIME: 9:03
PAGE: 2

Program Year: 2024

Start Date 01-Oct-2024 - End Date 30-Sep-2025

Orange County

Home Unit Completions by Racial / Ethnic Category

	TBRA Families			
	Units Completed	Units Completed - Hispanics	Units Completed	Units Completed - Hispanics
White	120	86		
Black/African American	101	4		
Asian	1	1		
Total	222	91		

	Total, Rentals and TBRA		Grand Total	
	Units Completed	Units Completed - Hispanics	Units Completed	Units Completed - Hispanics
White	120	86	120	86
Black/African American	101	4	101	4
Asian	1	1	1	1
Total	222	91	222	91



HQ = All

Funds Not Subgranted To CHDOS

Fiscal Year	PJ Name	Fund Type	Balance to Subgrant
2024	ORANGE COUNTY	CR	CHDO RESERVE
			\$389,571.32
Total For 2024 Funds (CR+CC+CL)			\$389,571.32
Total For 2024 Funds (CO)			\$0.00

Funds Not Subgranted To CHDOS

Fiscal Year	PJ Name	Fund Type	Balance to Subgrant
2023	ORANGE COUNTY	CR	CHDO RESERVE
			\$480,561.60
Total For 2023 Funds (CR+CC+CL)			\$480,561.60
Total For 2023 Funds (CO)			\$0.00

Funds Not Subgranted To CHDOS

Fiscal Year	PJ Name	Fund Type	Balance to Subgrant
2022	ORANGE COUNTY	CR	CHDO RESERVE
			\$471,760.80
Total For 2022 Funds (CR+CC+CL)			\$471,760.80
Total For 2022 Funds (CO)			\$0.00

Funds Not Subgranted To CHDOS

Fiscal Year	PJ Name	Fund Type	Balance to Subgrant
2021	ORANGE COUNTY	CR	CHDO RESERVE
			\$436,837.35
Total For 2021 Funds (CR+CC+CL)			\$436,837.35
Total For 2021 Funds (CO)			\$0.00



HQ = All

Funds Subgranted To CHDOS

Fiscal Year	PJ Name	CHDO Name	Fund Type	Amount Subgranted	Amount Committed	Balance to Commit	% Committed	Amount Disbursed	% Disbursed
2016	ORANGE COUNTY	ORLANDO NEIGHBORHOOD IMPROVEMENT	CR	\$231,399.80	\$231,399.80	\$0.00	100.0%	\$231,399.80	100.0%
Fund Type Total for 2016			CR	\$231,399.80	\$231,399.80	\$0.00	100.0%	\$231,399.80	100.0%
Total For 2016 Funds (CR+CC+CL)				\$231,399.80					
Total For 2016 Funds (CO)				\$0.00					

Funds Subgranted To CHDOS

Fiscal Year	PJ Name	CHDO Name	Fund Type	Amount Subgranted	Amount Committed	Balance to Commit	% Committed	Amount Disbursed	% Disbursed
2015	ORANGE COUNTY	ORLANDO NEIGHBORHOOD IMPROVEMENT	CR	\$268,600.20	\$268,600.20	\$0.00	100.0%	\$268,600.20	100.0%
Fund Type Total for 2015			CR	\$268,600.20	\$268,600.20	\$0.00	100.0%	\$268,600.20	100.0%
Total For 2015 Funds (CR+CC+CL)				\$268,600.20					
Total For 2015 Funds (CO)				\$0.00					

Funds Subgranted To CHDOS

Fiscal Year	PJ Name	CHDO Name	Fund Type	Amount Subgranted	Amount Committed	Balance to Commit	% Committed	Amount Disbursed	% Disbursed
2010	ORANGE COUNTY	CENTRAL FLORIDA H.A.N.D.S.	CR	\$619,985.41	\$619,985.41	\$0.00	100.0%	\$619,985.41	100.0%
Fund Type Total for 2010			CR	\$619,985.41	\$619,985.41	\$0.00	100.0%	\$619,985.41	100.0%
Total For 2010 Funds (CR+CC+CL)				\$619,985.41					
Total For 2010 Funds (CO)				\$0.00					

Funds Subgranted To CHDOS

Fiscal Year	PJ Name	CHDO Name	Fund Type	Amount Subgranted	Amount Committed	Balance to Commit	% Committed	Amount Disbursed	% Disbursed
2009	ORANGE COUNTY	CENTRAL FLORIDA H.A.N.D.S.	CR	\$620,000.00	\$620,000.00	\$0.00	100.0%	\$620,000.00	100.0%
Fund Type Total for 2009			CR	\$620,000.00	\$620,000.00	\$0.00	100.0%	\$620,000.00	100.0%
Total For 2009 Funds (CR+CC+CL)				\$620,000.00					
Total For 2009 Funds (CO)				\$0.00					



HQ = All

Funds Subgranted To CHDOS

Fiscal Year	PJ Name	CHDO Name	Fund Type	Amount Subgranted	Amount Committed	Balance to Commit	% Committed	Amount Disbursed	% Disbursed
2007	ORANGE COUNTY	ORLANDO NEIGHBORHOOD IMPROVEMENT	CR	\$1,000,000.00	\$1,000,000.00	\$0.00	100.0%	\$1,000,000.00	100.0%
Fund Type Total for 2007			CR	\$1,000,000.00	\$1,000,000.00	\$0.00	100.0%	\$1,000,000.00	100.0%
Total For 2007 Funds (CR+CC+CL)				\$1,000,000.00					
Total For 2007 Funds (CO)				\$0.00					

Funds Subgranted To CHDOS

Fiscal Year	PJ Name	CHDO Name	Fund Type	Amount Subgranted	Amount Committed	Balance to Commit	% Committed	Amount Disbursed	% Disbursed
2004	ORANGE COUNTY	ORLANDO NEIGHBORHOOD IMPROVEMENT	CR	\$600,000.00	\$600,000.00	\$0.00	100.0%	\$600,000.00	100.0%
Fund Type Total for 2004			CR	\$600,000.00	\$600,000.00	\$0.00	100.0%	\$600,000.00	100.0%
Total For 2004 Funds (CR+CC+CL)				\$600,000.00					
Total For 2004 Funds (CO)				\$0.00					

Funds Subgranted To CHDOS

Fiscal Year	PJ Name	CHDO Name	Fund Type	Amount Subgranted	Amount Committed	Balance to Commit	% Committed	Amount Disbursed	% Disbursed
2002	ORANGE COUNTY	ORLANDO NEIGHBORHOOD IMPROVEMENT	CR	\$1,299,210.00	\$1,299,210.00	\$0.00	100.0%	\$1,299,210.00	100.0%
Fund Type Total for 2002			CR	\$1,299,210.00	\$1,299,210.00	\$0.00	100.0%	\$1,299,210.00	100.0%
Total For 2002 Funds (CR+CC+CL)				\$1,299,210.00					
Total For 2002 Funds (CO)				\$0.00					

Funds Subgranted To CHDOS

Fiscal Year	PJ Name	CHDO Name	Fund Type	Amount Subgranted	Amount Committed	Balance to Commit	% Committed	Amount Disbursed	% Disbursed
2001	ORANGE COUNTY	CENTRAL FLORIDA H.A.N.D.S.	CR	\$1,200,790.00	\$1,200,790.00	\$0.00	100.0%	\$1,200,790.00	100.0%
Fund Type Total for 2001			CR	\$1,200,790.00	\$1,200,790.00	\$0.00	100.0%	\$1,200,790.00	100.0%
Total For 2001 Funds (CR+CC+CL)				\$1,200,790.00					
Total For 2001 Funds (CO)				\$0.00					



HQ = All

Funds Subgranted To CHDOS

Fiscal Year	PJ Name	CHDO Name	Fund Type	Amount Subgranted	Amount Committed	Balance to Commit	% Committed	Amount Disbursed	% Disbursed
2000	ORANGE COUNTY	ORLANDO NEIGHBORHOOD IMPROVEMENT	CR	\$1,000,000.00	\$1,000,000.00	\$0.00	100.0%	\$1,000,000.00	100.0%
Fund Type Total for 2000			CR	\$1,000,000.00	\$1,000,000.00	\$0.00	100.0%	\$1,000,000.00	100.0%
Total For 2000 Funds (CR+CC+CL)				\$1,000,000.00					
Total For 2000 Funds (CO)				\$0.00					

Funds Subgranted To CHDOS

Fiscal Year	PJ Name	CHDO Name	Fund Type	Amount Subgranted	Amount Committed	Balance to Commit	% Committed	Amount Disbursed	% Disbursed
1999	ORANGE COUNTY	GRAND AVENUE ECONOMIC COMMUNITY	CR	\$800,000.00	\$800,000.00	\$0.00	100.0%	\$800,000.00	100.0%
		HOMES IN PARTNERSHIP	CR	\$692,000.00	\$692,000.00	\$0.00	100.0%	\$692,000.00	100.0%
Fund Type Total for 1999			CR	\$1,492,000.00	\$1,492,000.00	\$0.00	100.0%	\$1,492,000.00	100.0%
Total For 1999 Funds (CR+CC+CL)				\$1,492,000.00					
Total For 1999 Funds (CO)				\$0.00					

Funds Subgranted To CHDOS

Fiscal Year	PJ Name	CHDO Name	Fund Type	Amount Subgranted	Amount Committed	Balance to Commit	% Committed	Amount Disbursed	% Disbursed
1998	ORANGE COUNTY	ORLANDO NEIGHBORHOOD IMPROVEMENT	CR	\$500,000.00	\$500,000.00	\$0.00	100.0%	\$500,000.00	100.0%
Fund Type Total for 1998			CR	\$500,000.00	\$500,000.00	\$0.00	100.0%	\$500,000.00	100.0%
Total For 1998 Funds (CR+CC+CL)				\$500,000.00					
Total For 1998 Funds (CO)				\$0.00					

Funds Subgranted To CHDOS

Fiscal Year	PJ Name	CHDO Name	Fund Type	Amount Subgranted	Amount Committed	Balance to Commit	% Committed	Amount Disbursed	% Disbursed
1997	ORANGE COUNTY	ORLANDO NEIGHBORHOOD IMPROVEMENT	CR	\$888,250.00	\$888,250.00	\$0.00	100.0%	\$888,250.00	100.0%
Fund Type Total for 1997			CR	\$888,250.00	\$888,250.00	\$0.00	100.0%	\$888,250.00	100.0%
Total For 1997 Funds (CR+CC+CL)				\$888,250.00					
Total For 1997 Funds (CO)				\$0.00					



HQ = All

Funds Subgranted To CHDOS

Fiscal Year	PJ Name	CHDO Name	Fund Type	Amount Subgranted	Amount Committed	Balance to Commit	% Committed	Amount Disbursed	% Disbursed
1996	ORANGE COUNTY	GRAND AVENUE ECONOMIC COMMUNITY	CR	\$260,000.00	\$260,000.00	\$0.00	100.0%	\$260,000.00	100.0%
Fund Type Total for 1996			CR	\$260,000.00	\$260,000.00	\$0.00	100.0%	\$260,000.00	100.0%
Total For 1996 Funds (CR+CC+CL)				\$260,000.00					
Total For 1996 Funds (CO)				\$0.00					

Funds Subgranted To CHDOS

Fiscal Year	PJ Name	CHDO Name	Fund Type	Amount Subgranted	Amount Committed	Balance to Commit	% Committed	Amount Disbursed	% Disbursed
1995	ORANGE COUNTY	ORLANDO NEIGHBORHOOD IMPROVEMENT	CR	\$601,609.00	\$601,609.00	\$0.00	100.0%	\$601,609.00	100.0%
Fund Type Total for 1995			CR	\$601,609.00	\$601,609.00	\$0.00	100.0%	\$601,609.00	100.0%
Total For 1995 Funds (CR+CC+CL)				\$601,609.00					
Total For 1995 Funds (CO)				\$0.00					

Funds Subgranted To CHDOS

Fiscal Year	PJ Name	CHDO Name	Fund Type	Amount Subgranted	Amount Committed	Balance to Commit	% Committed	Amount Disbursed	% Disbursed
1994	ORANGE COUNTY	ORLANDO NEIGHBORHOOD IMPROVEMENT	CR	\$209,850.00	\$209,850.00	\$0.00	100.0%	\$209,850.00	100.0%
Fund Type Total for 1994			CR	\$209,850.00	\$209,850.00	\$0.00	100.0%	\$209,850.00	100.0%
Total For 1994 Funds (CR+CC+CL)				\$209,850.00					
Total For 1994 Funds (CO)				\$0.00					

Funds Subgranted To CHDOS

Fiscal Year	PJ Name	CHDO Name	Fund Type	Amount Subgranted	Amount Committed	Balance to Commit	% Committed	Amount Disbursed	% Disbursed
1993	ORANGE COUNTY	CENTRAL FLORIDA H.A.N.D.S.	CR	\$455,775.84	\$455,775.84	\$0.00	100.0%	\$455,775.84	100.0%
Fund Type Total for 1993			CR	\$455,775.84	\$455,775.84	\$0.00	100.0%	\$455,775.84	100.0%
Total For 1993 Funds (CR+CC+CL)				\$455,775.84					
Total For 1993 Funds (CO)				\$0.00					



HQ = All

Funds Subgranted To CHDOS

				Amount	Amount	Balance	%	Amount	%
Fiscal Year	PJ Name	CHDO Name	Fund Type	Subgranted	Committed	to Commit	Committed	Disbursed	Disbursed
1992	ORANGE COUNTY	CENTRAL FLORIDA H.A.N.D.S.	CR	\$604,250.00	\$604,250.00	\$0.00	100.0%	\$604,250.00	100.0%
Fund Type Total for 1992				CR	\$604,250.00	\$604,250.00	\$0.00	100.0%	\$604,250.00
Total For 1992 Funds (CR+CC+CL)				\$604,250.00					
Total For 1992 Funds (CO)				\$0.00					
Total For All Years (Subgranted to CHDOS)				\$11,851,720.25					
Total For All Years (Not Subgranted to CHDOS)				\$1,778,731.07					
Grand Total				\$13,630,451.32					



Office of Community Planning and Development
U.S. Department of Housing and Urban Development
Integrated Disbursement and Information System
PR26 - CDBG Financial Summary Report

Program Year 2024
Orange County , FL

DATE: 12-01-25
TIME: 16:38
PAGE: 1

PART I: SUMMARY OF CDBG RESOURCES

01 UNEXPENDED CDBG FUNDS AT END OF PREVIOUS PROGRAM YEAR	0.00
02 ENTITLEMENT GRANT	7,338,797.00
03 SURPLUS URBAN RENEWAL	0.00
04 SECTION 108 GUARANTEED LOAN FUNDS	0.00
05 CURRENT YEAR PROGRAM INCOME	156,822.46
05a CURRENT YEAR SECTION 108 PROGRAM INCOME (FOR SI TYPE)	0.00
06 FUNDS RETURNED TO THE LINE-OF-CREDIT	0.00
06a FUNDS RETURNED TO THE LOCAL CDBG ACCOUNT	0.00
07 ADJUSTMENT TO COMPUTE TOTAL AVAILABLE	0.00
08 TOTAL AVAILABLE (SUM, LINES 01-07)	7,495,619.46

PART II: SUMMARY OF CDBG EXPENDITURES

09 DISBURSEMENTS OTHER THAN SECTION 108 REPAYMENTS AND PLANNING/ADMINISTRATION	5,934,051.95
10 ADJUSTMENT TO COMPUTE TOTAL AMOUNT SUBJECT TO LOW/MOD BENEFIT	0.00
11 AMOUNT SUBJECT TO LOW/MOD BENEFIT (LINE 09 + LINE 10)	5,934,051.95
12 DISBURSED IN IDIS FOR PLANNING/ADMINISTRATION	1,363,560.23
13 DISBURSED IN IDIS FOR SECTION 108 REPAYMENTS	0.00
14 ADJUSTMENT TO COMPUTE TOTAL EXPENDITURES	0.00
15 TOTAL EXPENDITURES (SUM, LINES 11-14)	7,297,612.18
16 UNEXPENDED BALANCE (LINE 08 - LINE 15)	198,007.28

PART III: LOW/MOD BENEFIT THIS REPORTING PERIOD

17 EXPENDED FOR LOW/MOD HOUSING IN SPECIAL AREAS	0.00
18 EXPENDED FOR LOW/MOD MULTI-UNIT HOUSING	0.00
19 DISBURSED FOR OTHER LOW/MOD ACTIVITIES	5,535,390.95
20 ADJUSTMENT TO COMPUTE TOTAL LOW/MOD CREDIT	0.00
21 TOTAL LOW/MOD CREDIT (SUM, LINES 17-20)	5,535,390.95
22 PERCENT LOW/MOD CREDIT (LINE 21/LINE 11)	93.28%

LOW/MOD BENEFIT FOR MULTI-YEAR CERTIFICATIONS

23 PROGRAM YEARS(PY) COVERED IN CERTIFICATION	PY: PY: PY:
24 CUMULATIVE NET EXPENDITURES SUBJECT TO LOW/MOD BENEFIT CALCULATION	0.00
25 CUMULATIVE EXPENDITURES BENEFITING LOW/MOD PERSONS	0.00
26 PERCENT BENEFIT TO LOW/MOD PERSONS (LINE 25/LINE 24)	0.00%

PART IV: PUBLIC SERVICE (PS) CAP CALCULATIONS

27 DISBURSED IN IDIS FOR PUBLIC SERVICES	968,000.20
28 PS UNLIQUIDATED OBLIGATIONS AT END OF CURRENT PROGRAM YEAR	0.00
29 PS UNLIQUIDATED OBLIGATIONS AT END OF PREVIOUS PROGRAM YEAR	0.00
30 ADJUSTMENT TO COMPUTE TOTAL PS OBLIGATIONS	0.00
31 TOTAL PS OBLIGATIONS (LINE 27 + LINE 28 - LINE 29 + LINE 30)	968,000.20
32 ENTITLEMENT GRANT	7,338,797.00
33 PRIOR YEAR PROGRAM INCOME	127,567.24
34 ADJUSTMENT TO COMPUTE TOTAL SUBJECT TO PS CAP	0.00
35 TOTAL SUBJECT TO PS CAP (SUM, LINES 32-34)	7,466,364.24
36 PERCENT FUNDS OBLIGATED FOR PS ACTIVITIES (LINE 31/LINE 35)	12.96%

PART V: PLANNING AND ADMINISTRATION (PA) CAP

37 DISBURSED IN IDIS FOR PLANNING/ADMINISTRATION	1,363,560.23
38 PA UNLIQUIDATED OBLIGATIONS AT END OF CURRENT PROGRAM YEAR	0.00
39 PA UNLIQUIDATED OBLIGATIONS AT END OF PREVIOUS PROGRAM YEAR	0.00
40 ADJUSTMENT TO COMPUTE TOTAL PA OBLIGATIONS	0.00
41 TOTAL PA OBLIGATIONS (LINE 37 + LINE 38 - LINE 39 + LINE 40)	1,363,560.23
42 ENTITLEMENT GRANT	7,338,797.00
43 CURRENT YEAR PROGRAM INCOME	156,822.46
44 ADJUSTMENT TO COMPUTE TOTAL SUBJECT TO PA CAP	0.00
45 TOTAL SUBJECT TO PA CAP (SUM, LINES 42-44)	7,495,619.46
46 PERCENT FUNDS OBLIGATED FOR PA ACTIVITIES (LINE 41/LINE 45)	18.19%

LINE 17 DETAIL: ACTIVITIES TO CONSIDER IN DETERMINING THE AMOUNT TO ENTER ON LINE 17

No data returned for this view. This might be because the applied filter excludes all data.

LINE 18 DETAIL: ACTIVITIES TO CONSIDER IN DETERMINING THE AMOUNT TO ENTER ON LINE 18

Plan Year	IDIS Project	IDIS	Activity	Activity Name	Matrix Code	National Objective	Drawn Amount
2022	3	5126		2022 CIP CDBG Maitland Oaks ONIC RHR	14B	LMH	\$398,661.00
					14B	Matrix Code	\$398,661.00
Total							\$398,661.00

LINE 19 DETAIL: ACTIVITIES INCLUDED IN THE COMPUTATION OF LINE 19

Plan Year	IDIS Project	IDIS Activity	Voucher Number	Activity Name	Matrix Code	National Objective	Drawn Amount
2023	1	5149	6979126	2023-2024 CIP Center for Independent Living	03B	LMC	\$34,901.17
2023	1	5149	6990955	2023-2024 CIP Center for Independent Living	03B	LMC	\$192,850.82
2023	1	5149	7001241	2023-2024 CIP Center for Independent Living	03B	LMC	\$26,309.46
					03B	Matrix Code	\$254,061.45
2020	5	4675	7007477	2020 CIP Freedom Ride	03E	LMA	\$42,600.00
2020	5	4675	7060200	2020 CIP Freedom Ride	03E	LMA	\$49,197.00
2020	5	5047	6947346	2020 CIP Christ The King Episcopal Acquisition Modular Unit	03E	LMA	\$1,640.40
2020	5	5047	6949520	2020 CIP Christ The King Episcopal Acquisition Modular Unit	03E	LMA	\$11,137.00
2020	5	5047	6998865	2020 CIP Christ The King Episcopal Acquisition Modular Unit	03E	LMA	\$2,707.00
2020	5	5047	7061708	2020 CIP Christ The King Episcopal Acquisition Modular Unit	03E	LMA	\$962.00
2021	1	5157	6995836	2021-2022 CIP Tangelo Park Community Center - Comm Act Div	03E	LMA	\$293,243.84
2021	1	5157	7002143	2021-2022 CIP Tangelo Park Community Center - Comm Act Div	03E	LMA	\$206,756.16
2022	1	5155	6990793	2022-2023 CIP IDignity	03E	LMC	\$39,140.00
					03E	Matrix Code	\$647,383.40
2023	1	5111	7025617	2023 CIP East Bay Infrastructure - Orange County Public Works	03I	LMA	\$246,715.00
2023	1	5111	7037410	2023 CIP East Bay Infrastructure - Orange County Public Works	03I	LMA	\$37,648.50
2023	1	5111	7042980	2023 CIP East Bay Infrastructure - Orange County Public Works	03I	LMA	\$21,945.00
2023	1	5111	7061783	2023 CIP East Bay Infrastructure - Orange County Public Works	03I	LMA	\$24,937.50
					03I	Matrix Code	\$331,246.00
2021	2	5053	7000005	2021 CIP Homes in Partnership (Holly Creek, Phase IIB)	03K	LMH	\$49,732.45
					03K	Matrix Code	\$49,732.45
2022	1	5189	7024925	2022-2023 CIP Health Care Center for the Homeless Ivey Lane	03P	LMA	\$141,003.90
2022	1	5189	7028995	2022-2023 CIP Health Care Center for the Homeless Ivey Lane	03P	LMA	\$204,840.00
2022	1	5189	7045003	2022-2023 CIP Health Care Center for the Homeless Ivey Lane	03P	LMA	\$154,156.10
					03P	Matrix Code	\$500,000.00
2023	4	5089	6935948	2023-24 PS Senior First	05A	LMC	\$21,124.96
2023	4	5089	6975808	2023-24 PS Senior First	05A	LMC	\$16,549.12
2023	4	5089	6975810	2023-24 PS Senior First	05A	LMC	\$7,354.02
2024	4	5173	7027678	2024-25 PS Seniors First, Inc.	05A	LMC	\$5,277.12
2024	4	5173	7027681	2024-25 PS Seniors First, Inc.	05A	LMC	\$4,961.82
2024	4	5173	7027686	2024-25 PS Seniors First, Inc.	05A	LMC	\$3,831.13
2024	4	5173	7027690	2024-25 PS Seniors First, Inc.	05A	LMC	\$13,702.35
2024	4	5173	7057118	2024-25 PS Seniors First, Inc.	05A	LMC	\$14,878.51
2024	4	5173	7057119	2024-25 PS Seniors First, Inc.	05A	LMC	\$16,235.00
2024	4	5173	7057120	2024-25 PS Seniors First, Inc.	05A	LMC	\$15,759.56
2024	4	5173	7072917	2024-25 PS Seniors First, Inc.	05A	LMC	\$15,088.48
2024	4	5173	7072932	2024-25 PS Seniors First, Inc.	05A	LMC	\$15,629.95
2024	4	5173	7080280	2024-25 PS Seniors First, Inc.	05A	LMC	\$18,519.33
					05A	Matrix Code	\$168,911.35
2023	4	5086	6975799	2023-24 PS Lighthouse Central Florida	05B	LMC	\$5,549.20
2024	4	5158	6994916	2024-25 PS Ability Housing	05B	LMC	\$4,551.00
2024	4	5158	6994917	2024-25 PS Ability Housing	05B	LMC	\$14,496.00
2024	4	5158	7050303	2024-25 PS Ability Housing	05B	LMC	\$9,664.00
2024	4	5158	7050306	2024-25 PS Ability Housing	05B	LMC	\$10,000.00
2024	4	5158	7055660	2024-25 PS Ability Housing	05B	LMC	\$6,289.00
2024	4	5170	7000599	2024-25 PS Life Concepts, Inc. - QUEST	05B	LMC	\$3,840.08
2024	4	5170	7000602	2024-25 PS Life Concepts, Inc. - QUEST	05B	LMC	\$10,321.39
2024	4	5170	7060131	2024-25 PS Life Concepts, Inc. - QUEST	05B	LMC	\$8,008.41
2024	4	5170	7060152	2024-25 PS Life Concepts, Inc. - QUEST	05B	LMC	\$11,547.03
2024	4	5170	7060156	2024-25 PS Life Concepts, Inc. - QUEST	05B	LMC	\$8,142.54



Office of Community Planning and Development
U.S. Department of Housing and Urban Development
Integrated Disbursement and Information System
PR26 - CDBG Financial Summary Report
Program Year 2024
Orange County , FL

DATE: 12-01-25
TIME: 16:38
PAGE: 3

Plan Year	IDIS Project	IDIS Activity	Voucher Number	Activity Name	Matrix Code	National Objective	Drawn Amount
2024	4	5170	7060165	2024-25 PS Life Concepts, Inc. - QUEST	05B	LMC	\$6,969.24
2024	4	5170	7060169	2024-25 PS Life Concepts, Inc. - QUEST	05B	LMC	\$6,593.31
2024	4	5170	7060175	2024-25 PS Life Concepts, Inc. - QUEST	05B	LMC	\$4,577.99
2024	4	5171	7011245	2024-25 PS Primrose Center, Inc.	05B	LMC	\$858.18
2024	4	5171	7011247	2024-25 PS Primrose Center, Inc.	05B	LMC	\$6,308.12
2024	4	5171	7042272	2024-25 PS Primrose Center, Inc.	05B	LMC	\$3,986.56
2024	4	5171	7059708	2024-25 PS Primrose Center, Inc.	05B	LMC	\$4,022.88
2024	4	5171	7059710	2024-25 PS Primrose Center, Inc.	05B	LMC	\$3,118.62
2024	4	5171	7059715	2024-25 PS Primrose Center, Inc.	05B	LMC	\$3,506.16
2024	4	5171	7059720	2024-25 PS Primrose Center, Inc.	05B	LMC	\$4,505.15
2024	4	5171	7060078	2024-25 PS Primrose Center, Inc.	05B	LMC	\$4,822.05
2024	4	5171	7079726	2024-25 PS Primrose Center, Inc.	05B	LMC	\$13,412.52
2024	4	5171	7080287	2024-25 PS Primrose Center, Inc.	05B	LMC	\$5,281.31
					05B	Matrix Code	\$160,370.74
2023	4	5083	6967749	2023-24 PS IDignity	05C	LMC	\$4,371.14
2024	4	5165	7000583	2024-25 PS IDignity, Inc.	05C	LMC	\$1,111.54
2024	4	5165	7000585	2024-25 PS IDignity, Inc.	05C	LMC	\$4,645.50
2024	4	5165	7038690	2024-25 PS IDignity, Inc.	05C	LMC	\$3,689.08
2024	4	5165	7038691	2024-25 PS IDignity, Inc.	05C	LMC	\$4,300.28
2024	4	5165	7038718	2024-25 PS IDignity, Inc.	05C	LMC	\$1,224.63
2024	4	5165	7038720	2024-25 PS IDignity, Inc.	05C	LMC	\$3,687.44
2024	4	5165	7070691	2024-25 PS IDignity, Inc.	05C	LMC	\$3,631.89
2024	4	5165	7070697	2024-25 PS IDignity, Inc.	05C	LMC	\$4,268.68
2024	4	5165	7070722	2024-25 PS IDignity, Inc.	05C	LMC	\$3,752.30
2024	4	5165	7083044	2024-25 PS IDignity, Inc.	05C	LMC	\$8,217.09
					05C	Matrix Code	\$42,899.57
2024	4	5160	7026612	2024-25 PS Boys and Girls Club of Central FL. Inc.	05D	LMC	\$2,661.22
2024	4	5160	7026617	2024-25 PS Boys and Girls Club of Central FL. Inc.	05D	LMC	\$5,322.45
2024	4	5160	7026626	2024-25 PS Boys and Girls Club of Central FL. Inc.	05D	LMC	\$5,322.44
2024	4	5160	7026629	2024-25 PS Boys and Girls Club of Central FL. Inc.	05D	LMC	\$8,010.95
2024	4	5160	7026631	2024-25 PS Boys and Girls Club of Central FL. Inc.	05D	LMC	\$5,322.44
2024	4	5160	7055668	2024-25 PS Boys and Girls Club of Central FL. Inc.	05D	LMC	\$1,181.05
2024	4	5160	7055677	2024-25 PS Boys and Girls Club of Central FL. Inc.	05D	LMC	\$5,311.18
2024	4	5160	7072960	2024-25 PS Boys and Girls Club of Central FL. Inc.	05D	LMC	\$5,289.80
2024	4	5160	7072970	2024-25 PS Boys and Girls Club of Central FL. Inc.	05D	LMC	\$5,244.79
2024	4	5183	7028221	2024-25 PS Covenant House	05D	LMC	\$3,414.23
2024	4	5183	7028305	2024-25 PS Covenant House	05D	LMC	\$2,527.85
2024	4	5183	7050294	2024-25 PS Covenant House	05D	LMC	\$2,395.82
2024	4	5183	7052047	2024-25 PS Covenant House	05D	LMC	\$4,575.82
2024	4	5183	7055750	2024-25 PS Covenant House	05D	LMC	\$2,710.69
2024	4	5183	7081454	2024-25 PS Covenant House	05D	LMC	\$3,271.14
2024	4	5183	7081456	2024-25 PS Covenant House	05D	LMC	\$3,986.77
					05D	Matrix Code	\$66,548.64
2018	5	3967	7056596	2018 PS Lifestream Behavioral Center	05F	LMC	\$2,702.44
2024	4	5159	6994637	2024-25 PS Aspire Health Partners, Inc.	05F	LMC	\$7,038.24
2024	4	5159	6994638	2024-25 PS Aspire Health Partners, Inc.	05F	LMC	\$6,811.20
2024	4	5159	7038687	2024-25 PS Aspire Health Partners, Inc.	05F	LMC	\$7,038.24
2024	4	5159	7038688	2024-25 PS Aspire Health Partners, Inc.	05F	LMC	\$7,038.24
2024	4	5159	7038689	2024-25 PS Aspire Health Partners, Inc.	05F	LMC	\$6,357.12
2024	4	5159	7070641	2024-25 PS Aspire Health Partners, Inc.	05F	LMC	\$10,897.92
2024	4	5159	7070652	2024-25 PS Aspire Health Partners, Inc.	05F	LMC	\$13,622.40
2024	4	5159	7070658	2024-25 PS Aspire Health Partners, Inc.	05F	LMC	\$1,135.20
					05F	Matrix Code	\$62,641.00
2023	4	5081	6967728	2023-24 PS Harbor House	05G	LMC	\$3,017.46
2024	4	5182	6998163	2024-25 PS Harbor House	05G	LMC	\$4,774.26
2024	4	5182	7003174	2024-25 PS Harbor House	05G	LMC	\$1,425.12
2024	4	5182	7035646	2024-25 PS Harbor House	05G	LMC	\$3,182.81
2024	4	5182	7035649	2024-25 PS Harbor House	05G	LMC	\$3,200.77
2024	4	5182	7057109	2024-25 PS Harbor House	05G	LMC	\$3,306.17
2024	4	5182	7057113	2024-25 PS Harbor House	05G	LMC	\$3,319.74
2024	4	5182	7057485	2024-25 PS Harbor House	05G	LMC	\$3,396.24
2024	4	5182	7072254	2024-25 PS Harbor House	05G	LMC	\$5,006.60
2024	4	5182	7072258	2024-25 PS Harbor House	05G	LMC	\$3,350.46
2024	4	5182	7079754	2024-25 PS Harbor House	05G	LMC	\$3,380.36
					05G	Matrix Code	\$37,359.99
2023	4	5077	6967671	2023-24 PS Boys and Girls Club of Central Florida	05L	LMC	\$5,642.35
2023	4	5077	6967675	2023-24 PS Boys and Girls Club of Central Florida	05L	LMC	\$5,294.77
					05L	Matrix Code	\$10,937.12
2023	4	5082	6971174	2023-24 PS Health Care Center for the Homeless	05M	LMA	\$13,970.08
2023	4	5082	6995817	2023-24 PS Health Care Center for the Homeless	05M	LMA	\$4,344.19



Office of Community Planning and Development
U.S. Department of Housing and Urban Development
Integrated Disbursement and Information System
PR26 - CDBG Financial Summary Report
Program Year 2024
Orange County , FL

DATE: 12-01-25
TIME: 16:38
PAGE: 4

Plan Year	IDIS Project	IDIS Activity	Voucher Number	Activity Name	Matrix Code	National Objective	Drawn Amount
2023	4	5082	6995821	2023-24 PS Health Care Center for the Homeless	05M	LMA	\$2,385.10
2023	4	5082	6995827	2023-24 PS Health Care Center for the Homeless	05M	LMA	\$3,033.28
2023	4	5082	6995829	2023-24 PS Health Care Center for the Homeless	05M	LMA	\$3,749.00
2023	4	5082	6995830	2023-24 PS Health Care Center for the Homeless	05M	LMA	\$3,450.42
2023	4	5082	6995833	2023-24 PS Health Care Center for the Homeless	05M	LMA	\$3,037.15
2023	4	5082	6995839	2023-24 PS Health Care Center for the Homeless	05M	LMA	\$2,781.89
2024	4	5174	7024215	2024-25 PS Shepherds Hope, Inc.	05M	LMC	\$3,401.46
2024	4	5174	7024216	2024-25 PS Shepherds Hope, Inc.	05M	LMC	\$4,286.78
2024	4	5174	7026157	2024-25 PS Shepherds Hope, Inc.	05M	LMC	\$100.00
2024	4	5174	7028318	2024-25 PS Shepherds Hope, Inc.	05M	LMC	\$5,969.85
2024	4	5174	7028325	2024-25 PS Shepherds Hope, Inc.	05M	LMC	\$9,044.42
2024	4	5174	7028328	2024-25 PS Shepherds Hope, Inc.	05M	LMC	\$6,149.17
2024	4	5174	7028330	2024-25 PS Shepherds Hope, Inc.	05M	LMC	\$6,707.75
2024	4	5174	7072426	2024-25 PS Shepherds Hope, Inc.	05M	LMC	\$6,775.96
2024	4	5174	7072427	2024-25 PS Shepherds Hope, Inc.	05M	LMC	\$2,996.28
2024	4	5174	7072428	2024-25 PS Shepherds Hope, Inc.	05M	LMC	\$2,996.28
					05M	Matrix Code	\$85,179.06
2023	4	5080	6959605	2023-24 PS Grand Avenue Econ (Pathways Drop-In Center)	05O	LMA	\$3,617.04
2023	4	5088	6975798	2023-24 PS SALT Outreach	05O	LMA	\$711.46
2024	4	5162	6996229	2024-25 PS GRAND AVE. ECON. COMMUNITY DEVELOP. CORP. PATHWAYS DROP-IN CENTER)	05O	LMC	\$2,712.78
2024	4	5162	7011791	2024-25 PS GRAND AVE. ECON. COMMUNITY DEVELOP. CORP. PATHWAYS DROP-IN CENTER)	05O	LMC	\$3,424.88
2024	4	5162	7028716	2024-25 PS GRAND AVE. ECON. COMMUNITY DEVELOP. CORP. PATHWAYS DROP-IN CENTER)	05O	LMC	\$3,617.04
2024	4	5162	7028722	2024-25 PS GRAND AVE. ECON. COMMUNITY DEVELOP. CORP. PATHWAYS DROP-IN CENTER)	05O	LMC	\$4,483.50
2024	4	5162	7043575	2024-25 PS GRAND AVE. ECON. COMMUNITY DEVELOP. CORP. PATHWAYS DROP-IN CENTER)	05O	LMC	\$2,952.09
2024	4	5162	7043576	2024-25 PS GRAND AVE. ECON. COMMUNITY DEVELOP. CORP. PATHWAYS DROP-IN CENTER)	05O	LMC	\$4,349.88
2024	4	5162	7056183	2024-25 PS GRAND AVE. ECON. COMMUNITY DEVELOP. CORP. PATHWAYS DROP-IN CENTER)	05O	LMC	\$4,215.52
2024	4	5162	7082709	2024-25 PS GRAND AVE. ECON. COMMUNITY DEVELOP. CORP. PATHWAYS DROP-IN CENTER)	05O	LMC	\$4,574.60
2024	4	5162	7082719	2024-25 PS GRAND AVE. ECON. COMMUNITY DEVELOP. CORP. PATHWAYS DROP-IN CENTER)	05O	LMC	\$4,663.53
2024	4	5162	7082732	2024-25 PS GRAND AVE. ECON. COMMUNITY DEVELOP. CORP. PATHWAYS DROP-IN CENTER)	05O	LMC	\$4,642.80
2024	4	5162	7082738	2024-25 PS GRAND AVE. ECON. COMMUNITY DEVELOP. CORP. PATHWAYS DROP-IN CENTER)	05O	LMC	\$4,906.38
2024	4	5164	7000566	2024-25 PS Health Care Center for the Homeless, Inc.	05O	LMA	\$5,673.39
2024	4	5164	7000572	2024-25 PS Health Care Center for the Homeless, Inc.	05O	LMA	\$8,197.55
2024	4	5164	7011769	2024-25 PS Health Care Center for the Homeless, Inc.	05O	LMA	\$7,579.05
2024	4	5164	7053599	2024-25 PS Health Care Center for the Homeless, Inc.	05O	LMA	\$9,335.31
2024	4	5164	7053608	2024-25 PS Health Care Center for the Homeless, Inc.	05O	LMA	\$6,694.52
2024	4	5164	7053927	2024-25 PS Health Care Center for the Homeless, Inc.	05O	LMA	\$5,997.70
2024	4	5164	7053929	2024-25 PS Health Care Center for the Homeless, Inc.	05O	LMA	\$6,742.74
2024	4	5164	7072430	2024-25 PS Health Care Center for the Homeless, Inc.	05O	LMA	\$6,222.69
2024	4	5164	7072432	2024-25 PS Health Care Center for the Homeless, Inc.	05O	LMA	\$3,509.87
					05O	Matrix Code	\$108,824.32
2023	4	5085	6975796	2023-24 PS Jewish Family Services of Greater Orlando	05Q	LMC	\$4,789.41
2023	4	5085	6975797	2023-24 PS Jewish Family Services of Greater Orlando	05Q	LMC	\$2,541.59
					05Q	Matrix Code	\$7,331.00
2023	4	5079	6967710	2023-24 PS Grand Avenue Economic Comm Dev	05X	LMC	\$4,631.00
2024	4	5161	7029600	2024-25 PS CATHOLIC CHARITIES OF CENTRAL FLORIDA, INC.	05X	LMH	\$3,464.25
2024	4	5161	7050648	2024-25 PS CATHOLIC CHARITIES OF CENTRAL FLORIDA, INC.	05X	LMH	\$6,247.74
2024	4	5161	7052092	2024-25 PS CATHOLIC CHARITIES OF CENTRAL FLORIDA, INC.	05X	LMH	\$5,853.44
2024	4	5161	7052105	2024-25 PS CATHOLIC CHARITIES OF CENTRAL FLORIDA, INC.	05X	LMH	\$4,385.69
2024	4	5161	7052110	2024-25 PS CATHOLIC CHARITIES OF CENTRAL FLORIDA, INC.	05X	LMH	\$4,387.30
2024	4	5161	7052114	2024-25 PS CATHOLIC CHARITIES OF CENTRAL FLORIDA, INC.	05X	LMH	\$4,401.56
2024	4	5161	7075509	2024-25 PS CATHOLIC CHARITIES OF CENTRAL FLORIDA, INC.	05X	LMH	\$4,384.58
2024	4	5161	7083186	2024-25 PS CATHOLIC CHARITIES OF CENTRAL FLORIDA, INC.	05X	LMH	\$4,434.90
2024	4	5161	7083194	2024-25 PS CATHOLIC CHARITIES OF CENTRAL FLORIDA, INC.	05X	LMH	\$2,440.54
2024	4	5163	6996225	2024-25 PS GRAND AVE. ECON. COMMUNITY DEVELOP. CORP.	05X	LMC	\$3,032.63
2024	4	5163	7024385	2024-25 PS GRAND AVE. ECON. COMMUNITY DEVELOP. CORP.	05X	LMC	\$4,490.30
2024	4	5163	7024387	2024-25 PS GRAND AVE. ECON. COMMUNITY DEVELOP. CORP.	05X	LMC	\$4,483.52
2024	4	5163	7028736	2024-25 PS GRAND AVE. ECON. COMMUNITY DEVELOP. CORP.	05X	LMC	\$3,832.49
2024	4	5163	7033521	2024-25 PS GRAND AVE. ECON. COMMUNITY DEVELOP. CORP.	05X	LMC	\$6,660.14
2024	4	5163	7059792	2024-25 PS GRAND AVE. ECON. COMMUNITY DEVELOP. CORP.	05X	LMC	\$4,247.81
2024	4	5163	7059801	2024-25 PS GRAND AVE. ECON. COMMUNITY DEVELOP. CORP.	05X	LMC	\$4,148.74
2024	4	5163	7059803	2024-25 PS GRAND AVE. ECON. COMMUNITY DEVELOP. CORP.	05X	LMC	\$4,358.19
2024	4	5163	7072797	2024-25 PS GRAND AVE. ECON. COMMUNITY DEVELOP. CORP.	05X	LMC	\$3,081.89
2024	4	5168	7000576	2024-25 PS IMPOWER, Inc.	05X	LMC	\$422.96
2024	4	5168	7000582	2024-25 PS IMPOWER, Inc.	05X	LMC	\$3,307.97
2024	4	5168	7016976	2024-25 PS IMPOWER, Inc.	05X	LMC	\$4,643.36
2024	4	5168	7018689	2024-25 PS IMPOWER, Inc.	05X	LMC	\$6,060.74
2024	4	5168	7022837	2024-25 PS IMPOWER, Inc.	05X	LMC	\$4,282.31
2024	4	5168	7070571	2024-25 PS IMPOWER, Inc.	05X	LMC	\$4,621.16
2024	4	5168	7070583	2024-25 PS IMPOWER, Inc.	05X	LMC	\$5,083.53
2024	4	5168	7070607	2024-25 PS IMPOWER, Inc.	05X	LMC	\$4,577.88

Plan Year	IDIS Project	IDIS Activity	Voucher Number	Activity Name	Matrix Code	National Objective	Drawn Amount
2024	4	5168	7070614	2024-25 PS IMPOWER, Inc.	05X	LMC	\$3,649.70
2024	4	5168	7070629	2024-25 PS IMPOWER, Inc.	05X	LMC	\$3,665.56
2024	4	5169	7000607	2024-25 PS JEWISH FAMILY SERVICES OF GREATER ORLANDO, INC.	05X	LMC	\$4,375.61
2024	4	5169	7011775	2024-25 PS JEWISH FAMILY SERVICES OF GREATER ORLANDO, INC.	05X	LMC	\$4,329.60
2024	4	5169	7028441	2024-25 PS JEWISH FAMILY SERVICES OF GREATER ORLANDO, INC.	05X	LMC	\$3,240.60
2024	4	5169	7028444	2024-25 PS JEWISH FAMILY SERVICES OF GREATER ORLANDO, INC.	05X	LMC	\$3,217.83
2024	4	5169	7056176	2024-25 PS JEWISH FAMILY SERVICES OF GREATER ORLANDO, INC.	05X	LMC	\$4,582.49
2024	4	5169	7056177	2024-25 PS JEWISH FAMILY SERVICES OF GREATER ORLANDO, INC.	05X	LMC	\$5,190.55
2024	4	5169	7056178	2024-25 PS JEWISH FAMILY SERVICES OF GREATER ORLANDO, INC.	05X	LMC	\$6,007.19
2024	4	5169	7056179	2024-25 PS JEWISH FAMILY SERVICES OF GREATER ORLANDO, INC.	05X	LMC	\$5,740.55
2024	4	5169	7072798	2024-25 PS JEWISH FAMILY SERVICES OF GREATER ORLANDO, INC.	05X	LMC	\$5,590.92
2024	4	5169	7072804	2024-25 PS JEWISH FAMILY SERVICES OF GREATER ORLANDO, INC.	05X	LMC	\$6,440.19
2024	4	5172	7000618	2024-25 PS SALT Outreach Inc,	05X	LMC	\$2,543.99
2024	4	5172	7000620	2024-25 PS SALT Outreach Inc,	05X	LMC	\$5,089.63
2024	4	5172	7040364	2024-25 PS SALT Outreach Inc,	05X	LMC	\$3,634.28
2024	4	5172	7040365	2024-25 PS SALT Outreach Inc,	05X	LMC	\$5,451.42
2024	4	5172	7040366	2024-25 PS SALT Outreach Inc,	05X	LMC	\$3,634.28
2024	4	5172	7070667	2024-25 PS SALT Outreach Inc,	05X	LMC	\$4,266.68
2024	4	5172	7070678	2024-25 PS SALT Outreach Inc,	05X	LMC	\$9,101.84
2024	4	5172	7070685	2024-25 PS SALT Outreach Inc,	05X	LMC	\$11,277.88
					05X	Matrix Code	\$216,997.41
2022	4	5073	6952617	2022 CIP Habitat for Humanity Greater Orlando and Osceola County- ROOF Replacement	14A	LMH	\$33,126.50
2022	4	5073	6961544	2022 CIP Habitat for Humanity Greater Orlando and Osceola County- ROOF Replacement	14A	LMH	\$68,413.73
2022	4	5073	6969184	2022 CIP Habitat for Humanity Greater Orlando and Osceola County- ROOF Replacement	14A	LMH	\$48,172.30
2022	4	5073	6969186	2022 CIP Habitat for Humanity Greater Orlando and Osceola County- ROOF Replacement	14A	LMH	\$2,227.50
2022	4	5073	6974828	2022 CIP Habitat for Humanity Greater Orlando and Osceola County- ROOF Replacement	14A	LMH	\$17,067.35
2023	2	5099	6964970	2024 Carolyn Foster	14A	LMH	\$94,469.93
2023	2	5104	6964915	2024 Migdalia Correa	14A	LMH	\$60,165.50
2023	2	5106	6949768	2024 Laura A. Russ	14A	LMH	\$78,937.00
2023	2	5106	6960388	2024 Laura A. Russ	14A	LMH	\$78,937.00
2023	2	5107	6959032	2024 Vivienne Turner Gruber	14A	LMH	\$97,625.00
2023	2	5109	6957542	2024 Robin Pollock and Allison Bernice Ashley	14A	LMH	\$72,500.00
2023	2	5109	6969888	2024 Robin Pollock and Allison Bernice Ashley	14A	LMH	\$76,680.00
2023	2	5110	6957009	2024 Delores Brown	14A	LMH	\$69,500.00
2023	2	5122	6945184	2024 Chong Cha Wooley	14A	LMH	\$3,500.00
2023	2	5122	6967909	2024 Chong Cha Wooley	14A	LMH	\$84,975.00
2023	2	5122	6991112	2024 Chong Cha Wooley	14A	LMH	\$109,475.00
2023	2	5193	7032081	2023-24 Habitat for Humanity Greater Orlando and Osceola County- ROOF Replacement	14A	LMH	\$15,724.50
2023	2	5193	7032111	2023-24 Habitat for Humanity Greater Orlando and Osceola County- ROOF Replacement	14A	LMH	\$4,331.44
2023	2	5193	7032122	2023-24 Habitat for Humanity Greater Orlando and Osceola County- ROOF Replacement	14A	LMH	\$7,162.59
2023	2	5193	7032168	2023-24 Habitat for Humanity Greater Orlando and Osceola County- ROOF Replacement	14A	LMH	\$7,208.54
2023	2	5193	7032684	2023-24 Habitat for Humanity Greater Orlando and Osceola County- ROOF Replacement	14A	LMH	\$6,315.19
2023	2	5193	7035958	2023-24 Habitat for Humanity Greater Orlando and Osceola County- ROOF Replacement	14A	LMH	\$77,145.20
2023	2	5193	7036082	2023-24 Habitat for Humanity Greater Orlando and Osceola County- ROOF Replacement	14A	LMH	\$25,752.10
2023	2	5193	7043987	2023-24 Habitat for Humanity Greater Orlando and Osceola County- ROOF Replacement	14A	LMH	\$54,642.50
2023	2	5193	7046511	2023-24 Habitat for Humanity Greater Orlando and Osceola County- ROOF Replacement	14A	LMH	\$10,603.18
2023	2	5193	7047895	2023-24 Habitat for Humanity Greater Orlando and Osceola County- ROOF Replacement	14A	LMH	\$2,581.40
2023	2	5193	7055789	2023-24 Habitat for Humanity Greater Orlando and Osceola County- ROOF Replacement	14A	LMH	\$56,700.60
2023	2	5193	7061942	2023-24 Habitat for Humanity Greater Orlando and Osceola County- ROOF Replacement	14A	LMH	\$40,110.40
2023	2	5193	7068068	2023-24 Habitat for Humanity Greater Orlando and Osceola County- ROOF Replacement	14A	LMH	\$1,941.92
2023	2	5193	7068071	2023-24 Habitat for Humanity Greater Orlando and Osceola County- ROOF Replacement	14A	LMH	\$2,147.44
2023	2	5193	7068074	2023-24 Habitat for Humanity Greater Orlando and Osceola County- ROOF Replacement	14A	LMH	\$2,852.23
2023	2	5193	7068077	2023-24 Habitat for Humanity Greater Orlando and Osceola County- ROOF Replacement	14A	LMH	\$15,249.30
2023	2	5193	7070472	2023-24 Habitat for Humanity Greater Orlando and Osceola County- ROOF Replacement	14A	LMH	\$13,549.80
2023	2	5193	7075723	2023-24 Habitat for Humanity Greater Orlando and Osceola County- ROOF Replacement	14A	LMH	\$9,750.40
2023	2	5193	7075740	2023-24 Habitat for Humanity Greater Orlando and Osceola County- ROOF Replacement	14A	LMH	\$88,228.80
2024	2	5121	6944855	2024 Maria Arias	14A	LMH	\$3,500.00
2024	2	5121	6971459	2024 Maria Arias	14A	LMH	\$92,200.00
2024	2	5121	6994327	2024 Maria Arias	14A	LMH	\$104,200.00
2024	2	5123	6945140	2024 Carolyn Marc and Raymone Wilson	14A	LMH	\$3,500.00
2024	2	5123	6991296	2024 Carolyn Marc and Raymone Wilson	14A	LMH	\$80,330.00
2024	2	5123	7000606	2024 Carolyn Marc and Raymone Wilson	14A	LMH	\$87,530.00
2024	2	5124	6961885	2024 Vanessa E. Moten	14A	LMH	\$3,500.00
2024	2	5124	6989847	2024 Vanessa E. Moten	14A	LMH	\$81,400.00
2024	2	5124	7007477	2024 Vanessa E. Moten	14A	LMH	\$75,800.00
2024	2	5124	7057546	2024 Vanessa E. Moten	14A	LMH	\$42,600.00
2024	2	5133	6970185	2024 Noemi Rivera-Rivera	14A	LMH	\$239.72
2024	2	5133	7017192	2024 Noemi Rivera-Rivera	14A	LMH	\$36,100.00
2024	2	5134	6970185	2024 Angelina Hilaire	14A	LMH	\$239.72
2024	2	5134	6981054	2024 Angelina Hilaire	14A	LMH	\$40,890.00
2024	2	5135	6988964	2024 Valdira SPeake	14A	LMH	\$675.00



Office of Community Planning and Development
U.S. Department of Housing and Urban Development
Integrated Disbursement and Information System
PR26 - CDBG Financial Summary Report
Program Year 2024
Orange County , FL

DATE: 12-01-25
TIME: 16:38
PAGE: 6

Plan Year	IDIS Project	IDIS Activity	Voucher Number	Activity Name	Matrix Code	National Objective	Drawn Amount
2024	2	5135	7011028	2024 Valdira SPeake	14A	LMH	\$49,465.00
2024	2	5136	6970185	2024 Charlie Lawrence	14A	LMH	\$334.20
2024	2	5137	6970185	2024 Dorothy Singleton	14A	LMH	\$239.72
2024	2	5137	6994154	2024 Dorothy Singleton	14A	LMH	\$3,500.00
2024	2	5137	7017258	2024 Dorothy Singleton	14A	LMH	\$96,250.00
2024	2	5138	6970185	2024 Zulanie St. Fleurant	14A	LMH	\$239.72
2024	2	5138	6997237	2024 Zulanie St. Fleurant	14A	LMH	\$3,500.00
2024	2	5138	7025550	2024 Zulanie St. Fleurant	14A	LMH	\$1,575.00
2024	2	5140	6975404	2024 Julia Owens	14A	LMH	\$239.72
2024	2	5140	7007385	2024 Julia Owens	14A	LMH	\$3,500.00
2024	2	5140	7030859	2024 Julia Owens	14A	LMH	\$89,000.00
2024	2	5140	7060963	2024 Julia Owens	14A	LMH	\$211.40
2024	2	5141	6975404	2024 Bobby Williams	14A	LMH	\$334.20
2024	2	5141	7010695	2024 Bobby Williams	14A	LMH	\$3,500.00
2024	2	5142	6975404	2024 Claudia Williams	14A	LMH	\$334.20
2024	2	5142	7010634	2024 Claudia Williams	14A	LMH	\$3,500.00
2024	2	5143	6974746	2024 Maria Santiago	14A	LMH	\$27,200.00
2024	2	5150	6984836	2024 Joscelyn Smith	14A	LMH	\$3,500.00
2024	2	5151	7019164	2024 Frank Bickley	14A	LMH	\$334.20
2024	2	5151	7044327	2024 Frank Bickley	14A	LMH	\$3,500.00
2024	2	5156	6991700	2025 Vanessa Ricketts	14A	LMH	\$239.72
2024	2	5184	7007364	2025 Iris Violeta Burgos	14A	LMH	\$3,500.00
					14A	Matrix Code	\$2,384,470.86
2018	4	3971	7056596	2018 CDBG Housing Rehab Administration	14H	LMH	\$15,035.65
2024	3	5129	6961033	2024-25 CDBG Housing Rehabilitation Administration	14H	LMH	\$21,030.26
2024	3	5129	6961199	2024-25 CDBG Housing Rehabilitation Administration	14H	LMH	\$214.92
2024	3	5129	6964414	2024-25 CDBG Housing Rehabilitation Administration	14H	LMH	\$56.82
2024	3	5129	6964685	2024-25 CDBG Housing Rehabilitation Administration	14H	LMH	\$152.00
2024	3	5129	6969918	2024-25 CDBG Housing Rehabilitation Administration	14H	LMH	\$23,370.00
2024	3	5129	6970395	2024-25 CDBG Housing Rehabilitation Administration	14H	LMH	\$64.30
2024	3	5129	6970443	2024-25 CDBG Housing Rehabilitation Administration	14H	LMH	\$80.24
2024	3	5129	6971010	2024-25 CDBG Housing Rehabilitation Administration	14H	LMH	\$190.32
2024	3	5129	6972742	2024-25 CDBG Housing Rehabilitation Administration	14H	LMH	\$435.69
2024	3	5129	6973214	2024-25 CDBG Housing Rehabilitation Administration	14H	LMH	\$5,622.00
2024	3	5129	6974289	2024-25 CDBG Housing Rehabilitation Administration	14H	LMH	\$423.50
2024	3	5129	6975174	2024-25 CDBG Housing Rehabilitation Administration	14H	LMH	\$241.80
2024	3	5129	6976128	2024-25 CDBG Housing Rehabilitation Administration	14H	LMH	\$241.80
2024	3	5129	6976341	2024-25 CDBG Housing Rehabilitation Administration	14H	LMH	\$14,090.74
2024	3	5129	6977589	2024-25 CDBG Housing Rehabilitation Administration	14H	LMH	\$14,992.63
2024	3	5129	6979640	2024-25 CDBG Housing Rehabilitation Administration	14H	LMH	\$111.23
2024	3	5129	6980404	2024-25 CDBG Housing Rehabilitation Administration	14H	LMH	\$14,190.68
2024	3	5129	6980486	2024-25 CDBG Housing Rehabilitation Administration	14H	LMH	\$10.00
2024	3	5129	6981254	2024-25 CDBG Housing Rehabilitation Administration	14H	LMH	\$33.13
2024	3	5129	6981827	2024-25 CDBG Housing Rehabilitation Administration	14H	LMH	\$241.80
2024	3	5129	6984746	2024-25 CDBG Housing Rehabilitation Administration	14H	LMH	\$13,378.36
2024	3	5129	6991887	2024-25 CDBG Housing Rehabilitation Administration	14H	LMH	\$162.00
2024	3	5129	6992671	2024-25 CDBG Housing Rehabilitation Administration	14H	LMH	\$34.53
2024	3	5129	6993041	2024-25 CDBG Housing Rehabilitation Administration	14H	LMH	\$541.71
2024	3	5129	6993114	2024-25 CDBG Housing Rehabilitation Administration	14H	LMH	\$12,961.21
2024	3	5129	6995040	2024-25 CDBG Housing Rehabilitation Administration	14H	LMH	\$140.46
2024	3	5129	6997747	2024-25 CDBG Housing Rehabilitation Administration	14H	LMH	\$13,087.72
2024	3	5129	6998818	2024-25 CDBG Housing Rehabilitation Administration	14H	LMH	\$241.80
2024	3	5129	7002384	2024-25 CDBG Housing Rehabilitation Administration	14H	LMH	\$1,287.38
2024	3	5129	7004101	2024-25 CDBG Housing Rehabilitation Administration	14H	LMH	\$620.87
2024	3	5129	7004309	2024-25 CDBG Housing Rehabilitation Administration	14H	LMH	\$12,948.95
2024	3	5129	7005925	2024-25 CDBG Housing Rehabilitation Administration	14H	LMH	\$32.18
2024	3	5129	7009051	2024-25 CDBG Housing Rehabilitation Administration	14H	LMH	\$314.00
2024	3	5129	7009187	2024-25 CDBG Housing Rehabilitation Administration	14H	LMH	\$15,464.33
2024	3	5129	7009810	2024-25 CDBG Housing Rehabilitation Administration	14H	LMH	\$12,551.10
2024	3	5129	7011220	2024-25 CDBG Housing Rehabilitation Administration	14H	LMH	\$241.80
2024	3	5129	7012571	2024-25 CDBG Housing Rehabilitation Administration	14H	LMH	\$111.45
2024	3	5129	7013538	2024-25 CDBG Housing Rehabilitation Administration	14H	LMH	\$11,897.15
2024	3	5129	7014928	2024-25 CDBG Housing Rehabilitation Administration	14H	LMH	\$155.00
2024	3	5129	7015116	2024-25 CDBG Housing Rehabilitation Administration	14H	LMH	\$12,147.74
2024	3	5129	7015969	2024-25 CDBG Housing Rehabilitation Administration	14H	LMH	\$241.80
2024	3	5129	7018772	2024-25 CDBG Housing Rehabilitation Administration	14H	LMH	\$397.00
2024	3	5129	7019381	2024-25 CDBG Housing Rehabilitation Administration	14H	LMH	\$64.64
2024	3	5129	7022315	2024-25 CDBG Housing Rehabilitation Administration	14H	LMH	\$5,069.00
2024	3	5129	7023592	2024-25 CDBG Housing Rehabilitation Administration	14H	LMH	\$39.65
2024	3	5129	7023759	2024-25 CDBG Housing Rehabilitation Administration	14H	LMH	\$58.84
2024	3	5129	7024276	2024-25 CDBG Housing Rehabilitation Administration	14H	LMH	\$12,354.86



Office of Community Planning and Development
U.S. Department of Housing and Urban Development
Integrated Disbursement and Information System
PR26 - CDBG Financial Summary Report
Program Year 2024
Orange County , FL

DATE: 12-01-25
TIME: 16:38
PAGE: 7

Plan Year	IDIS Project	IDIS Activity	Voucher Number	Activity Name	Matrix Code	National Objective	Drawn Amount
2024	3	5129	7024351	2024-25 CDBG Housing Rehabilitation Administration	14H	LMH	\$105.48
2024	3	5129	7024934	2024-25 CDBG Housing Rehabilitation Administration	14H	LMH	\$15,440.12
2024	3	5129	7025494	2024-25 CDBG Housing Rehabilitation Administration	14H	LMH	\$427.00
2024	3	5129	7025510	2024-25 CDBG Housing Rehabilitation Administration	14H	LMH	\$79.35
2024	3	5129	7034692	2024-25 CDBG Housing Rehabilitation Administration	14H	LMH	\$6,935.60
2024	3	5129	7036817	2024-25 CDBG Housing Rehabilitation Administration	14H	LMH	\$532.83
2024	3	5129	7037324	2024-25 CDBG Housing Rehabilitation Administration	14H	LMH	\$159.30
2024	3	5129	7038798	2024-25 CDBG Housing Rehabilitation Administration	14H	LMH	\$20.00
2024	3	5129	7039528	2024-25 CDBG Housing Rehabilitation Administration	14H	LMH	\$241.80
2024	3	5129	7039723	2024-25 CDBG Housing Rehabilitation Administration	14H	LMH	\$48.98
2024	3	5129	7043052	2024-25 CDBG Housing Rehabilitation Administration	14H	LMH	\$13,977.31
2024	3	5129	7044285	2024-25 CDBG Housing Rehabilitation Administration	14H	LMH	\$61.35
2024	3	5129	7045453	2024-25 CDBG Housing Rehabilitation Administration	14H	LMH	\$201.50
2024	3	5129	7045510	2024-25 CDBG Housing Rehabilitation Administration	14H	LMH	\$62.31
2024	3	5129	7045692	2024-25 CDBG Housing Rehabilitation Administration	14H	LMH	\$210.90
2024	3	5129	7047913	2024-25 CDBG Housing Rehabilitation Administration	14H	LMH	\$201.50
2024	3	5129	7050126	2024-25 CDBG Housing Rehabilitation Administration	14H	LMH	\$14,107.68
2024	3	5129	7054118	2024-25 CDBG Housing Rehabilitation Administration	14H	LMH	\$41.61
2024	3	5129	7055814	2024-25 CDBG Housing Rehabilitation Administration	14H	LMH	\$313.34
2024	3	5129	7057231	2024-25 CDBG Housing Rehabilitation Administration	14H	LMH	\$57.71
2024	3	5129	7057260	2024-25 CDBG Housing Rehabilitation Administration	14H	LMH	\$241.80
2024	3	5129	7060453	2024-25 CDBG Housing Rehabilitation Administration	14H	LMH	\$12,470.99
2024	3	5129	7061534	2024-25 CDBG Housing Rehabilitation Administration	14H	LMH	\$9,669.18
2024	3	5129	7063383	2024-25 CDBG Housing Rehabilitation Administration	14H	LMH	\$233.78
2024	3	5129	7064528	2024-25 CDBG Housing Rehabilitation Administration	14H	LMH	\$10.00
2024	3	5129	7066810	2024-25 CDBG Housing Rehabilitation Administration	14H	LMH	\$84.76
2024	3	5129	7066962	2024-25 CDBG Housing Rehabilitation Administration	14H	LMH	\$5,916.66
2024	3	5129	7067896	2024-25 CDBG Housing Rehabilitation Administration	14H	LMH	\$241.80
2024	3	5129	7068165	2024-25 CDBG Housing Rehabilitation Administration	14H	LMH	\$10,463.48
2024	3	5129	7069860	2024-25 CDBG Housing Rehabilitation Administration	14H	LMH	\$10,951.59
2024	3	5129	7071844	2024-25 CDBG Housing Rehabilitation Administration	14H	LMH	\$10,248.37
2024	3	5129	7071880	2024-25 CDBG Housing Rehabilitation Administration	14H	LMH	\$5,000.00
2024	3	5129	7071882	2024-25 CDBG Housing Rehabilitation Administration	14H	LMH	\$5,000.00
2024	3	5129	7071982	2024-25 CDBG Housing Rehabilitation Administration	14H	LMH	\$6,425.49
2024	3	5129	7072066	2024-25 CDBG Housing Rehabilitation Administration	14H	LMH	\$115.96
2024	3	5129	7072207	2024-25 CDBG Housing Rehabilitation Administration	14H	LMH	\$9,473.95
2024	3	5129	7072761	2024-25 CDBG Housing Rehabilitation Administration	14H	LMH	\$7,326.04
2024	3	5129	7073274	2024-25 CDBG Housing Rehabilitation Administration	14H	LMH	\$5,053.55
2024	3	5129	7074003	2024-25 CDBG Housing Rehabilitation Administration	14H	LMH	\$7.56
2024	3	5129	7074086	2024-25 CDBG Housing Rehabilitation Administration	14H	LMH	\$6,964.85
2024	3	5129	7074820	2024-25 CDBG Housing Rehabilitation Administration	14H	LMH	\$241.80
2024	3	5129	7075383	2024-25 CDBG Housing Rehabilitation Administration	14H	LMH	\$127.20
2024	3	5129	7075545	2024-25 CDBG Housing Rehabilitation Administration	14H	LMH	\$58.28
2024	3	5129	7076888	2024-25 CDBG Housing Rehabilitation Administration	14H	LMH	\$3,329.07
					14H	Matrix Code	\$400,256.87
2017	5	3832	6975404	2017 CDBG Housing Lead-Base/Hazard/Abate	14I	LMH	\$239.72
					14I	Matrix Code	\$239.72
Total							\$5,535,390.95

LINE 27 DETAIL: ACTIVITIES INCLUDED IN THE COMPUTATION OF LINE 27

Plan Year	IDIS Project	IDIS Activity	Voucher Number	Activity to prevent, prepare for, and respond to Coronavirus	Activity Name	Grant Number	Fund Type	Matrix Code	National Objective	Drawn Amount
2023	4	5089	6935948	No	2023-24 PS Senior First	B23UC120003	EN	05A	LMC	\$21,124.96
2023	4	5089	6975808	No	2023-24 PS Senior First	B23UC120003	EN	05A	LMC	\$16,549.12
2023	4	5089	6975810	No	2023-24 PS Senior First	B23UC120003	EN	05A	LMC	\$7,354.02
2024	4	5173	7027678	No	2024-25 PS Seniors First, Inc.	B24UC120003	PI	05A	LMC	\$5,277.12
2024	4	5173	7027681	No	2024-25 PS Seniors First, Inc.	B24UC120003	PI	05A	LMC	\$4,961.82
2024	4	5173	7027686	No	2024-25 PS Seniors First, Inc.	B24UC120003	PI	05A	LMC	\$3,831.13
2024	4	5173	7027690	No	2024-25 PS Seniors First, Inc.	B24UC120003	PI	05A	LMC	\$13,702.35
2024	4	5173	7057118	No	2024-25 PS Seniors First, Inc.	B24UC120003	EN	05A	LMC	\$14,878.51
2024	4	5173	7057119	No	2024-25 PS Seniors First, Inc.	B24UC120003	EN	05A	LMC	\$16,235.00
2024	4	5173	7057120	No	2024-25 PS Seniors First, Inc.	B24UC120003	EN	05A	LMC	\$15,759.56
2024	4	5173	7072917	No	2024-25 PS Seniors First, Inc.	B24UC120003	EN	05A	LMC	\$15,088.48
2024	4	5173	7072932	No	2024-25 PS Seniors First, Inc.	B24UC120003	EN	05A	LMC	\$15,629.95
2024	4	5173	7080280	No	2024-25 PS Seniors First, Inc.	B24UC120003	EN	05A	LMC	\$18,519.33
								05A	Matrix Code	\$168,911.35



Office of Community Planning and Development
U.S. Department of Housing and Urban Development
Integrated Disbursement and Information System
PR26 - CDBG Financial Summary Report
Program Year 2024
Orange County , FL

DATE: 12-01-25
TIME: 16:38
PAGE: 8

Plan Year	IDIS Project	IDIS Activity	Voucher Number	Activity to prevent, prepare for, and respond to Coronavirus	Activity Name	Grant Number	Fund Type	Matrix Code	National Objective	Drawn Amount
2023	4	5086	6975799	No	2023-24 PS Lighthouse Central Florida	B23UC120003	EN	05B	LMC	\$5,549.20
2024	4	5158	6994916	No	2024-25 PS Ability Housing	B24UC120003	PI	05B	LMC	\$4,551.00
2024	4	5158	6994917	No	2024-25 PS Ability Housing	B24UC120003	PI	05B	LMC	\$14,496.00
2024	4	5158	7050303	No	2024-25 PS Ability Housing	B24UC120003	EN	05B	LMC	\$9,664.00
2024	4	5158	7050306	No	2024-25 PS Ability Housing	B24UC120003	EN	05B	LMC	\$10,000.00
2024	4	5158	7055660	No	2024-25 PS Ability Housing	B24UC120003	EN	05B	LMC	\$6,289.00
2024	4	5170	7000599	No	2024-25 PS Life Concepts, Inc. - QUEST	B24UC120003	EN	05B	LMC	\$3,840.08
2024	4	5170	7000602	No	2024-25 PS Life Concepts, Inc. - QUEST	B24UC120003	EN	05B	LMC	\$10,321.39
2024	4	5170	7060131	No	2024-25 PS Life Concepts, Inc. - QUEST	B24UC120003	EN	05B	LMC	\$8,008.41
2024	4	5170	7060152	No	2024-25 PS Life Concepts, Inc. - QUEST	B24UC120003	EN	05B	LMC	\$11,547.03
2024	4	5170	7060156	No	2024-25 PS Life Concepts, Inc. - QUEST	B24UC120003	EN	05B	LMC	\$8,142.54
2024	4	5170	7060165	No	2024-25 PS Life Concepts, Inc. - QUEST	B24UC120003	EN	05B	LMC	\$6,969.24
2024	4	5170	7060169	No	2024-25 PS Life Concepts, Inc. - QUEST	B24UC120003	EN	05B	LMC	\$6,593.31
2024	4	5170	7060175	No	2024-25 PS Life Concepts, Inc. - QUEST	B24UC120003	EN	05B	LMC	\$4,577.99
2024	4	5171	7011245	No	2024-25 PS Primrose Center, Inc.	B24UC120003	EN	05B	LMC	\$858.18
2024	4	5171	7011247	No	2024-25 PS Primrose Center, Inc.	B24UC120003	EN	05B	LMC	\$6,308.12
2024	4	5171	7042272	No	2024-25 PS Primrose Center, Inc.	B24UC120003	EN	05B	LMC	\$3,986.56
2024	4	5171	7059708	No	2024-25 PS Primrose Center, Inc.	B24UC120003	EN	05B	LMC	\$4,022.88
2024	4	5171	7059710	No	2024-25 PS Primrose Center, Inc.	B24UC120003	EN	05B	LMC	\$3,118.62
2024	4	5171	7059715	No	2024-25 PS Primrose Center, Inc.	B24UC120003	EN	05B	LMC	\$3,506.16
2024	4	5171	7059720	No	2024-25 PS Primrose Center, Inc.	B24UC120003	EN	05B	LMC	\$4,505.15
2024	4	5171	7060078	No	2024-25 PS Primrose Center, Inc.	B24UC120003	EN	05B	LMC	\$4,822.05
2024	4	5171	7079726	No	2024-25 PS Primrose Center, Inc.	B24UC120003	EN	05B	LMC	\$13,412.52
2024	4	5171	7080287	No	2024-25 PS Primrose Center, Inc.	B24UC120003	EN	05B	LMC	\$5,281.31
								05B	Matrix Code	\$160,370.74
2023	4	5083	6967749	No	2023-24 PS IDignity	B23UC120003	EN	05C	LMC	\$4,371.14
2024	4	5165	7000583	No	2024-25 PS IDignity, Inc.	B24UC120003	EN	05C	LMC	\$1,111.54
2024	4	5165	7000585	No	2024-25 PS IDignity, Inc.	B24UC120003	EN	05C	LMC	\$4,645.50
2024	4	5165	7038690	No	2024-25 PS IDignity, Inc.	B24UC120003	EN	05C	LMC	\$3,689.08
2024	4	5165	7038691	No	2024-25 PS IDignity, Inc.	B24UC120003	EN	05C	LMC	\$4,300.28
2024	4	5165	7038718	No	2024-25 PS IDignity, Inc.	B24UC120003	EN	05C	LMC	\$1,224.63
2024	4	5165	7038720	No	2024-25 PS IDignity, Inc.	B24UC120003	EN	05C	LMC	\$3,687.44
2024	4	5165	7070691	No	2024-25 PS IDignity, Inc.	B24UC120003	EN	05C	LMC	\$3,631.89
2024	4	5165	7070697	No	2024-25 PS IDignity, Inc.	B24UC120003	EN	05C	LMC	\$4,268.68
2024	4	5165	7070722	No	2024-25 PS IDignity, Inc.	B24UC120003	EN	05C	LMC	\$3,752.30
2024	4	5165	7083044	No	2024-25 PS IDignity, Inc.	B24UC120003	EN	05C	LMC	\$8,217.09
								05C	Matrix Code	\$42,899.57
2024	4	5160	7026612	No	2024-25 PS Boys and Girls Club of Central FL. Inc.	B24UC120003	PI	05D	LMC	\$2,661.22
2024	4	5160	7026617	No	2024-25 PS Boys and Girls Club of Central FL. Inc.	B24UC120003	PI	05D	LMC	\$5,322.45
2024	4	5160	7026626	No	2024-25 PS Boys and Girls Club of Central FL. Inc.	B24UC120003	PI	05D	LMC	\$5,322.44
2024	4	5160	7026629	No	2024-25 PS Boys and Girls Club of Central FL. Inc.	B24UC120003	PI	05D	LMC	\$8,010.95
2024	4	5160	7026631	No	2024-25 PS Boys and Girls Club of Central FL. Inc.	B24UC120003	PI	05D	LMC	\$5,322.44
2024	4	5160	7055668	No	2024-25 PS Boys and Girls Club of Central FL. Inc.	B24UC120003	EN	05D	LMC	\$1,181.05
2024	4	5160	7055677	No	2024-25 PS Boys and Girls Club of Central FL. Inc.	B24UC120003	EN	05D	LMC	\$5,311.18
2024	4	5160	7072960	No	2024-25 PS Boys and Girls Club of Central FL. Inc.	B24UC120003	EN	05D	LMC	\$5,289.80
2024	4	5160	7072970	No	2024-25 PS Boys and Girls Club of Central FL. Inc.	B24UC120003	EN	05D	LMC	\$5,244.79
2024	4	5183	7028221	No	2024-25 PS Covenant House	B24UC120003	PI	05D	LMC	\$3,414.23
2024	4	5183	7028305	No	2024-25 PS Covenant House	B24UC120003	PI	05D	LMC	\$2,527.85
2024	4	5183	7050294	No	2024-25 PS Covenant House	B24UC120003	EN	05D	LMC	\$2,395.82
2024	4	5183	7052047	No	2024-25 PS Covenant House	B24UC120003	EN	05D	LMC	\$4,575.82
2024	4	5183	7055750	No	2024-25 PS Covenant House	B24UC120003	EN	05D	LMC	\$2,710.69
2024	4	5183	7081454	No	2024-25 PS Covenant House	B24UC120003	EN	05D	LMC	\$3,271.14
2024	4	5183	7081456	No	2024-25 PS Covenant House	B24UC120003	EN	05D	LMC	\$3,986.77
								05D	Matrix Code	\$66,548.64
2018	5	3967	7056596	No	2018 PS Lifestream Behavioral Center	B18UC120003	EN	05F	LMC	\$2,702.44
2024	4	5159	6994637	No	2024-25 PS Aspire Health Partners, Inc.	B24UC120003	PI	05F	LMC	\$7,038.24
2024	4	5159	6994638	No	2024-25 PS Aspire Health Partners, Inc.	B24UC120003	EN	05F	LMC	\$6,811.20
2024	4	5159	7038687	No	2024-25 PS Aspire Health Partners, Inc.	B24UC120003	EN	05F	LMC	\$7,038.24
2024	4	5159	7038688	No	2024-25 PS Aspire Health Partners, Inc.	B24UC120003	EN	05F	LMC	\$7,038.24
2024	4	5159	7038689	No	2024-25 PS Aspire Health Partners, Inc.	B24UC120003	EN	05F	LMC	\$6,357.12
2024	4	5159	7070641	No	2024-25 PS Aspire Health Partners, Inc.	B24UC120003	EN	05F	LMC	\$10,897.92
2024	4	5159	7070652	No	2024-25 PS Aspire Health Partners, Inc.	B24UC120003	EN	05F	LMC	\$13,622.40
2024	4	5159	7070658	No	2024-25 PS Aspire Health Partners, Inc.	B24UC120003	EN	05F	LMC	\$1,135.20
								05F	Matrix Code	\$62,641.00
2023	4	5081	6967728	No	2023-24 PS Harbor House	B23UC120003	EN	05G	LMC	\$3,017.46
2024	4	5182	6998163	No	2024-25 PS Harbor House	B24UC120003	PI	05G	LMC	\$4,774.26
2024	4	5182	7003174	No	2024-25 PS Harbor House	B24UC120003	PI	05G	LMC	\$1,425.12

Plan Year	IDIS Project	IDIS Activity	Voucher Number	Activity to prevent, prepare for, and respond to Coronavirus	Activity Name	Grant Number	Fund Type	Matrix Code	National Objective	Drawn Amount
2024	4	5182	7035646	No	2024-25 PS Harbor House	B24UC120003	EN	05G	LMC	\$3,182.81
2024	4	5182	7035649	No	2024-25 PS Harbor House	B24UC120003	EN	05G	LMC	\$3,200.77
2024	4	5182	7057109	No	2024-25 PS Harbor House	B24UC120003	EN	05G	LMC	\$3,306.17
2024	4	5182	7057113	No	2024-25 PS Harbor House	B24UC120003	EN	05G	LMC	\$3,319.74
2024	4	5182	7057485	No	2024-25 PS Harbor House	B24UC120003	EN	05G	LMC	\$3,396.24
2024	4	5182	7072254	No	2024-25 PS Harbor House	B24UC120003	EN	05G	LMC	\$5,006.60
2024	4	5182	7072258	No	2024-25 PS Harbor House	B24UC120003	EN	05G	LMC	\$3,350.46
2024	4	5182	7079754	No	2024-25 PS Harbor House	B24UC120003	EN	05G	LMC	\$3,380.36
								05G	Matrix Code	\$37,359.99
2023	4	5077	6967671	No	2023-24 PS Boys and Girls Club of Central Florida	B23UC120003	EN	05L	LMC	\$5,642.35
2023	4	5077	6967675	No	2023-24 PS Boys and Girls Club of Central Florida	B23UC120003	EN	05L	LMC	\$5,294.77
								05L	Matrix Code	\$10,937.12
2023	4	5082	6971174	No	2023-24 PS Health Care Center for the Homeless	B23UC120003	EN	05M	LMA	\$13,970.08
2023	4	5082	6995817	No	2023-24 PS Health Care Center for the Homeless	B23UC120003	EN	05M	LMA	\$4,344.19
2023	4	5082	6995821	No	2023-24 PS Health Care Center for the Homeless	B23UC120003	EN	05M	LMA	\$2,385.10
2023	4	5082	6995827	No	2023-24 PS Health Care Center for the Homeless	B23UC120003	EN	05M	LMA	\$3,033.28
2023	4	5082	6995829	No	2023-24 PS Health Care Center for the Homeless	B23UC120003	EN	05M	LMA	\$3,749.00
2023	4	5082	6995830	No	2023-24 PS Health Care Center for the Homeless	B23UC120003	EN	05M	LMA	\$3,450.42
2023	4	5082	6995833	No	2023-24 PS Health Care Center for the Homeless	B23UC120003	EN	05M	LMA	\$3,037.15
2023	4	5082	6995839	No	2023-24 PS Health Care Center for the Homeless	B23UC120003	EN	05M	LMA	\$2,781.89
2024	4	5174	7024215	No	2024-25 PS Shepherds Hope, Inc.	B24UC120003	PI	05M	LMC	\$3,401.46
2024	4	5174	7024216	No	2024-25 PS Shepherds Hope, Inc.	B24UC120003	PI	05M	LMC	\$4,286.78
2024	4	5174	7026157	No	2024-25 PS Shepherds Hope, Inc.	B24UC120003	PI	05M	LMC	\$100.00
2024	4	5174	7028318	No	2024-25 PS Shepherds Hope, Inc.	B24UC120003	PI	05M	LMC	\$5,969.85
2024	4	5174	7028325	No	2024-25 PS Shepherds Hope, Inc.	B24UC120003	EN	05M	LMC	\$8,597.06
2024	4	5174	7028325	No	2024-25 PS Shepherds Hope, Inc.	B24UC120003	PI	05M	LMC	\$447.36
2024	4	5174	7028328	No	2024-25 PS Shepherds Hope, Inc.	B24UC120003	EN	05M	LMC	\$6,149.17
2024	4	5174	7028330	No	2024-25 PS Shepherds Hope, Inc.	B24UC120003	EN	05M	LMC	\$6,707.75
2024	4	5174	7072426	No	2024-25 PS Shepherds Hope, Inc.	B24UC120003	EN	05M	LMC	\$6,775.96
2024	4	5174	7072427	No	2024-25 PS Shepherds Hope, Inc.	B24UC120003	EN	05M	LMC	\$2,996.28
2024	4	5174	7072428	No	2024-25 PS Shepherds Hope, Inc.	B24UC120003	EN	05M	LMC	\$2,996.28
								05M	Matrix Code	\$85,179.06
2023	4	5080	6959605	No	2023-24 PS Grand Avenue Econ (Pathways Drop-In Center)	B23UC120003	EN	05O	LMA	\$3,617.04
2023	4	5088	6975798	No	2023-24 PS SALT Outreach	B23UC120003	EN	05O	LMA	\$711.46
2024	4	5162	6996229	No	2024-25 PS GRAND AVE. ECON. COMMUNITY DEVELOP. CORP. PATHWAYS DROP-IN CENTER)	B24UC120003	PI	05O	LMC	\$2,712.78
2024	4	5162	7011791	No	2024-25 PS GRAND AVE. ECON. COMMUNITY DEVELOP. CORP. PATHWAYS DROP-IN CENTER)	B24UC120003	EN	05O	LMC	\$3,424.88
2024	4	5162	7028716	No	2024-25 PS GRAND AVE. ECON. COMMUNITY DEVELOP. CORP. PATHWAYS DROP-IN CENTER)	B24UC120003	EN	05O	LMC	\$3,617.04
2024	4	5162	7028722	No	2024-25 PS GRAND AVE. ECON. COMMUNITY DEVELOP. CORP. PATHWAYS DROP-IN CENTER)	B24UC120003	EN	05O	LMC	\$4,483.50
2024	4	5162	7043575	No	2024-25 PS GRAND AVE. ECON. COMMUNITY DEVELOP. CORP. PATHWAYS DROP-IN CENTER)	B24UC120003	EN	05O	LMC	\$2,952.09
2024	4	5162	7043576	No	2024-25 PS GRAND AVE. ECON. COMMUNITY DEVELOP. CORP. PATHWAYS DROP-IN CENTER)	B24UC120003	EN	05O	LMC	\$4,349.88
2024	4	5162	7056183	No	2024-25 PS GRAND AVE. ECON. COMMUNITY DEVELOP. CORP. PATHWAYS DROP-IN CENTER)	B24UC120003	EN	05O	LMC	\$4,215.52
2024	4	5162	7082709	No	2024-25 PS GRAND AVE. ECON. COMMUNITY DEVELOP. CORP. PATHWAYS DROP-IN CENTER)	B24UC120003	EN	05O	LMC	\$4,574.60
2024	4	5162	7082719	No	2024-25 PS GRAND AVE. ECON. COMMUNITY DEVELOP. CORP. PATHWAYS DROP-IN CENTER)	B24UC120003	EN	05O	LMC	\$4,663.53
2024	4	5162	7082732	No	2024-25 PS GRAND AVE. ECON. COMMUNITY DEVELOP. CORP. PATHWAYS DROP-IN CENTER)	B24UC120003	EN	05O	LMC	\$4,642.80
2024	4	5162	7082738	No	2024-25 PS GRAND AVE. ECON. COMMUNITY DEVELOP. CORP. PATHWAYS DROP-IN CENTER)	B24UC120003	EN	05O	LMC	\$4,906.38
2024	4	5164	7000566	No	2024-25 PS Health Care Center for the Homeless, Inc.	B24UC120003	PI	05O	LMA	\$5,673.39
2024	4	5164	7000572	No	2024-25 PS Health Care Center for the Homeless, Inc.	B24UC120003	PI	05O	LMA	\$8,197.55
2024	4	5164	7011769	No	2024-25 PS Health Care Center for the Homeless, Inc.	B24UC120003	EN	05O	LMA	\$7,579.05
2024	4	5164	7053599	No	2024-25 PS Health Care Center for the Homeless, Inc.	B24UC120003	EN	05O	LMA	\$9,335.31
2024	4	5164	7053608	No	2024-25 PS Health Care Center for the Homeless, Inc.	B24UC120003	EN	05O	LMA	\$6,694.52
2024	4	5164	7053927	No	2024-25 PS Health Care Center for the Homeless, Inc.	B24UC120003	EN	05O	LMA	\$5,997.70
2024	4	5164	7053929	No	2024-25 PS Health Care Center for the Homeless, Inc.	B24UC120003	EN	05O	LMA	\$6,742.74
2024	4	5164	7072430	No	2024-25 PS Health Care Center for the Homeless, Inc.	B24UC120003	EN	05O	LMA	\$6,222.69
2024	4	5164	7072432	No	2024-25 PS Health Care Center for the Homeless, Inc.	B24UC120003	EN	05O	LMA	\$3,509.87
								05O	Matrix Code	\$108,824.32
2023	4	5085	6975796	No	2023-24 PS Jewish Family Services of Greater Orlando	B23UC120003	EN	05Q	LMC	\$4,789.41
2023	4	5085	6975797	No	2023-24 PS Jewish Family Services of Greater Orlando	B23UC120003	EN	05Q	LMC	\$2,541.59
								05Q	Matrix Code	\$7,331.00

Plan Year	IDIS Project	IDIS Activity	Voucher Number	Activity to prevent, prepare for, and respond to Coronavirus	Activity Name	Grant Number	Fund Type	Matrix Code	National Objective	Drawn Amount	
2023	4	5079	6967710	No	2023-24 PS Grand Avenue Economic Comm Dev	B23UC120003	EN	05X	LMC	\$4,631.00	
2024	4	5161	7029600	No	2024-25 PS CATHOLIC CHARITIES OF CENTRAL FLORIDA, INC.	B24UC120003	EN	05X	LMH	\$3,464.25	
2024	4	5161	7050648	No	2024-25 PS CATHOLIC CHARITIES OF CENTRAL FLORIDA, INC.	B24UC120003	EN	05X	LMH	\$6,247.74	
2024	4	5161	7052092	No	2024-25 PS CATHOLIC CHARITIES OF CENTRAL FLORIDA, INC.	B24UC120003	EN	05X	LMH	\$5,853.44	
2024	4	5161	7052105	No	2024-25 PS CATHOLIC CHARITIES OF CENTRAL FLORIDA, INC.	B24UC120003	EN	05X	LMH	\$4,385.69	
2024	4	5161	7052110	No	2024-25 PS CATHOLIC CHARITIES OF CENTRAL FLORIDA, INC.	B24UC120003	EN	05X	LMH	\$4,387.30	
2024	4	5161	7052114	No	2024-25 PS CATHOLIC CHARITIES OF CENTRAL FLORIDA, INC.	B24UC120003	EN	05X	LMH	\$4,401.56	
2024	4	5161	7075509	No	2024-25 PS CATHOLIC CHARITIES OF CENTRAL FLORIDA, INC.	B24UC120003	EN	05X	LMH	\$4,384.58	
2024	4	5161	7083186	No	2024-25 PS CATHOLIC CHARITIES OF CENTRAL FLORIDA, INC.	B24UC120003	EN	05X	LMH	\$4,434.90	
2024	4	5161	7083194	No	2024-25 PS CATHOLIC CHARITIES OF CENTRAL FLORIDA, INC.	B24UC120003	EN	05X	LMH	\$2,440.54	
2024	4	5163	6996225	No	2024-25 PS GRAND AVE. ECON. COMMUNITY DEVELOP. CORP.	B24UC120003	PI	05X	LMC	\$3,032.63	
2024	4	5163	7024385	No	2024-25 PS GRAND AVE. ECON. COMMUNITY DEVELOP. CORP.	B24UC120003	EN	05X	LMC	\$4,490.30	
2024	4	5163	7024387	No	2024-25 PS GRAND AVE. ECON. COMMUNITY DEVELOP. CORP.	B24UC120003	EN	05X	LMC	\$4,483.52	
2024	4	5163	7028736	No	2024-25 PS GRAND AVE. ECON. COMMUNITY DEVELOP. CORP.	B24UC120003	EN	05X	LMC	\$3,832.49	
2024	4	5163	7033521	No	2024-25 PS GRAND AVE. ECON. COMMUNITY DEVELOP. CORP.	B24UC120003	EN	05X	LMC	\$6,660.14	
2024	4	5163	7059792	No	2024-25 PS GRAND AVE. ECON. COMMUNITY DEVELOP. CORP.	B24UC120003	EN	05X	LMC	\$4,247.81	
2024	4	5163	7059801	No	2024-25 PS GRAND AVE. ECON. COMMUNITY DEVELOP. CORP.	B24UC120003	EN	05X	LMC	\$4,148.74	
2024	4	5163	7059803	No	2024-25 PS GRAND AVE. ECON. COMMUNITY DEVELOP. CORP.	B24UC120003	EN	05X	LMC	\$4,358.19	
2024	4	5163	7072797	No	2024-25 PS GRAND AVE. ECON. COMMUNITY DEVELOP. CORP.	B24UC120003	EN	05X	LMC	\$3,081.89	
2024	4	5168	7000576	No	2024-25 PS IMPOWER, Inc.	B24UC120003	PI	05X	LMC	\$422.96	
2024	4	5168	7000582	No	2024-25 PS IMPOWER, Inc.	B24UC120003	EN	05X	LMC	\$34.89	
2024	4	5168	7000582	No	2024-25 PS IMPOWER, Inc.	B24UC120003	PI	05X	LMC	\$3,273.08	
2024	4	5168	7016976	No	2024-25 PS IMPOWER, Inc.	B24UC120003	PI	05X	LMC	\$4,643.36	
2024	4	5168	7018689	No	2024-25 PS IMPOWER, Inc.	B24UC120003	PI	05X	LMC	\$6,060.74	
2024	4	5168	7022837	No	2024-25 PS IMPOWER, Inc.	B24UC120003	PI	05X	LMC	\$4,282.31	
2024	4	5168	7070571	No	2024-25 PS IMPOWER, Inc.	B24UC120003	EN	05X	LMC	\$4,621.16	
2024	4	5168	7070583	No	2024-25 PS IMPOWER, Inc.	B24UC120003	EN	05X	LMC	\$5,083.53	
2024	4	5168	7070607	No	2024-25 PS IMPOWER, Inc.	B24UC120003	EN	05X	LMC	\$4,577.88	
2024	4	5168	7070614	No	2024-25 PS IMPOWER, Inc.	B24UC120003	EN	05X	LMC	\$3,649.70	
2024	4	5168	7070629	No	2024-25 PS IMPOWER, Inc.	B24UC120003	EN	05X	LMC	\$3,665.56	
2024	4	5169	7000607	No	2024-25 PS JEWISH FAMILY SERVICES OF GREATER ORLANDO, INC.	B24UC120003	EN	05X	LMC	\$4,375.61	
2024	4	5169	7011775	No	2024-25 PS JEWISH FAMILY SERVICES OF GREATER ORLANDO, INC.	B24UC120003	EN	05X	LMC	\$4,329.60	
2024	4	5169	7028441	No	2024-25 PS JEWISH FAMILY SERVICES OF GREATER ORLANDO, INC.	B24UC120003	EN	05X	LMC	\$3,240.60	
2024	4	5169	7028444	No	2024-25 PS JEWISH FAMILY SERVICES OF GREATER ORLANDO, INC.	B24UC120003	EN	05X	LMC	\$3,217.83	
2024	4	5169	7056176	No	2024-25 PS JEWISH FAMILY SERVICES OF GREATER ORLANDO, INC.	B24UC120003	EN	05X	LMC	\$4,582.49	
2024	4	5169	7056177	No	2024-25 PS JEWISH FAMILY SERVICES OF GREATER ORLANDO, INC.	B24UC120003	EN	05X	LMC	\$5,190.55	
2024	4	5169	7056178	No	2024-25 PS JEWISH FAMILY SERVICES OF GREATER ORLANDO, INC.	B24UC120003	EN	05X	LMC	\$6,007.19	
2024	4	5169	7056179	No	2024-25 PS JEWISH FAMILY SERVICES OF GREATER ORLANDO, INC.	B24UC120003	EN	05X	LMC	\$5,740.55	
2024	4	5169	7072798	No	2024-25 PS JEWISH FAMILY SERVICES OF GREATER ORLANDO, INC.	B24UC120003	EN	05X	LMC	\$5,590.92	
2024	4	5169	7072804	No	2024-25 PS JEWISH FAMILY SERVICES OF GREATER ORLANDO, INC.	B24UC120003	EN	05X	LMC	\$6,440.19	
2024	4	5172	7000618	No	2024-25 PS SALT Outreach Inc,	B24UC120003	EN	05X	LMC	\$2,543.99	
2024	4	5172	7000620	No	2024-25 PS SALT Outreach Inc,	B24UC120003	EN	05X	LMC	\$5,089.63	
2024	4	5172	7040364	No	2024-25 PS SALT Outreach Inc,	B24UC120003	EN	05X	LMC	\$3,634.28	
2024	4	5172	7040365	No	2024-25 PS SALT Outreach Inc,	B24UC120003	EN	05X	LMC	\$5,451.42	
2024	4	5172	7040366	No	2024-25 PS SALT Outreach Inc,	B24UC120003	EN	05X	LMC	\$3,634.28	
2024	4	5172	7070667	No	2024-25 PS SALT Outreach Inc,	B24UC120003	EN	05X	LMC	\$4,266.68	
2024	4	5172	7070678	No	2024-25 PS SALT Outreach Inc,	B24UC120003	EN	05X	LMC	\$9,101.84	
2024	4	5172	7070685	No	2024-25 PS SALT Outreach Inc,	B24UC120003	EN	05X	LMC	\$11,277.88	
									05X	Matrix Code	\$216,997.41
									No	Activity to prevent, prepare for, and respond to Coronavirus	\$968,000.20
Total											\$968,000.20

LINE 37 DETAIL: ACTIVITIES INCLUDED IN THE COMPUTATION OF LINE 37

Plan Year	IDIS Project	IDIS Activity	Voucher Number	Activity Name	Matrix Code	National Objective	Drawn Amount
2018	6	3950	7056596	2018 CDBG Administration	21A		\$34,536.49
2024	5	5127	6960729	2024-25 CDBG Administration	21A		\$778.96
2024	5	5127	6960763	2024-25 CDBG Administration	21A		\$41.62
2024	5	5127	6961033	2024-25 CDBG Administration	21A		\$74,596.43
2024	5	5127	6961080	2024-25 CDBG Administration	21A		\$95.41
2024	5	5127	6961926	2024-25 CDBG Administration	21A		\$41.62
2024	5	5127	6962099	2024-25 CDBG Administration	21A		\$364.25
2024	5	5127	6962114	2024-25 CDBG Administration	21A		\$188.00
2024	5	5127	6962224	2024-25 CDBG Administration	21A		\$470.00
2024	5	5127	6962346	2024-25 CDBG Administration	21A		\$376.00
2024	5	5127	6962359	2024-25 CDBG Administration	21A		\$370.12

Plan Year	IDIS Project	IDIS Activity	Voucher Number	Activity Name	Matrix Code	National Objective	Drawn Amount
2024	5	5127	6963180	2024-25 CDBG Administration	21A		\$895.85
2024	5	5127	6963949	2024-25 CDBG Administration	21A		\$5,208.99
2024	5	5127	6963959	2024-25 CDBG Administration	21A		\$5,106.56
2024	5	5127	6964185	2024-25 CDBG Administration	21A		\$5,208.99
2024	5	5127	6965739	2024-25 CDBG Administration	21A		\$470.00
2024	5	5127	6965743	2024-25 CDBG Administration	21A		\$364.25
2024	5	5127	6965850	2024-25 CDBG Administration	21A		\$517.89
2024	5	5127	6967990	2024-25 CDBG Administration	21A		\$464.12
2024	5	5127	6972742	2024-25 CDBG Administration	21A		\$1,046.40
2024	5	5127	6972914	2024-25 CDBG Administration	21A		\$911.85
2024	5	5127	6973005	2024-25 CDBG Administration	21A		\$11,400.00
2024	5	5127	6973178	2024-25 CDBG Administration	21A		\$232.25
2024	5	5127	6973214	2024-25 CDBG Administration	21A		\$22,559.00
2024	5	5127	6973450	2024-25 CDBG Administration	21A		\$41.62
2024	5	5127	6973458	2024-25 CDBG Administration	21A		\$855.44
2024	5	5127	6973722	2024-25 CDBG Administration	21A		\$376.00
2024	5	5127	6973912	2024-25 CDBG Administration	21A		\$229.45
2024	5	5127	6974796	2024-25 CDBG Administration	21A		\$5,208.99
2024	5	5127	6975174	2024-25 CDBG Administration	21A		\$120.90
2024	5	5127	6975276	2024-25 CDBG Administration	21A		\$376.00
2024	5	5127	6975382	2024-25 CDBG Administration	21A		\$271.90
2024	5	5127	6976128	2024-25 CDBG Administration	21A		\$120.90
2024	5	5127	6976341	2024-25 CDBG Administration	21A		\$41,521.56
2024	5	5127	6976783	2024-25 CDBG Administration	21A		\$789.50
2024	5	5127	6976973	2024-25 CDBG Administration	21A		\$419.95
2024	5	5127	6977180	2024-25 CDBG Administration	21A		\$282.00
2024	5	5127	6977589	2024-25 CDBG Administration	21A		\$44,768.40
2024	5	5127	6978360	2024-25 CDBG Administration	21A		\$897.90
2024	5	5127	6978585	2024-25 CDBG Administration	21A		\$724.90
2024	5	5127	6978942	2024-25 CDBG Administration	21A		\$272.65
2024	5	5127	6979747	2024-25 CDBG Administration	21A		\$61.40
2024	5	5127	6980345	2024-25 CDBG Administration	21A		\$1,860.00
2024	5	5127	6980404	2024-25 CDBG Administration	21A		\$52,091.42
2024	5	5127	6980984	2024-25 CDBG Administration	21A		\$276.44
2024	5	5127	6981827	2024-25 CDBG Administration	21A		\$120.90
2024	5	5127	6982593	2024-25 CDBG Administration	21A		\$5,208.99
2024	5	5127	6983132	2024-25 CDBG Administration	21A		\$142.99
2024	5	5127	6984746	2024-25 CDBG Administration	21A		\$43,233.74
2024	5	5127	6990844	2024-25 CDBG Administration	21A		\$856.90
2024	5	5127	6992546	2024-25 CDBG Administration	21A		\$12,500.00
2024	5	5127	6993114	2024-25 CDBG Administration	21A		\$45,987.79
2024	5	5127	6994713	2024-25 CDBG Administration	21A		\$41.62
2024	5	5127	6995040	2024-25 CDBG Administration	21A		\$1,490.66
2024	5	5127	6996009	2024-25 CDBG Administration	21A		\$5,208.99
2024	5	5127	6997747	2024-25 CDBG Administration	21A		\$44,260.79
2024	5	5127	6998714	2024-25 CDBG Administration	21A		\$686.93
2024	5	5127	6998818	2024-25 CDBG Administration	21A		\$120.90
2024	5	5127	6998967	2024-25 CDBG Administration	21A		\$648.00
2024	5	5127	7002268	2024-25 CDBG Administration	21A		\$67.45
2024	5	5127	7002609	2024-25 CDBG Administration	21A		\$616.48
2024	5	5127	7004309	2024-25 CDBG Administration	21A		\$38,975.99
2024	5	5127	7005067	2024-25 CDBG Administration	21A		\$43.50
2024	5	5127	7006658	2024-25 CDBG Administration	21A		\$5,208.99
2024	5	5127	7007138	2024-25 CDBG Administration	21A		\$13,650.00
2024	5	5127	7009187	2024-25 CDBG Administration	21A		\$43,503.08
2024	5	5127	7009810	2024-25 CDBG Administration	21A		\$35,942.49
2024	5	5127	7011220	2024-25 CDBG Administration	21A		\$80.60
2024	5	5127	7013328	2024-25 CDBG Administration	21A		\$244.17
2024	5	5127	7013538	2024-25 CDBG Administration	21A		\$37,426.46
2024	5	5127	7014398	2024-25 CDBG Administration	21A		\$43.50
2024	5	5127	7014423	2024-25 CDBG Administration	21A		\$470.00
2024	5	5127	7014928	2024-25 CDBG Administration	21A		\$3,258.94
2024	5	5127	7015116	2024-25 CDBG Administration	21A		\$44,440.81
2024	5	5127	7015849	2024-25 CDBG Administration	21A		\$81.72
2024	5	5127	7015891	2024-25 CDBG Administration	21A		\$5,208.99
2024	5	5127	7015969	2024-25 CDBG Administration	21A		\$80.60
2024	5	5127	7019381	2024-25 CDBG Administration	21A		\$3,538.89
2024	5	5127	7019549	2024-25 CDBG Administration	21A		\$286.30
2024	5	5127	7020801	2024-25 CDBG Administration	21A		\$789.50
2024	5	5127	7022726	2024-25 CDBG Administration	21A		\$225.45
2024	5	5127	7024276	2024-25 CDBG Administration	21A		\$42,087.52



Office of Community Planning and Development
U.S. Department of Housing and Urban Development
Integrated Disbursement and Information System
PR26 - CDBG Financial Summary Report
Program Year 2024
Orange County , FL

DATE: 12-01-25
TIME: 16:38
PAGE: 12

Plan Year	IDIS Project	IDIS Activity	Voucher Number	Activity Name	Matrix Code	National Objective	Drawn Amount
2024	5	5127	7024934	2024-25 CDBG Administration	21A		\$37,741.02
2024	5	5127	7025165	2024-25 CDBG Administration	21A		\$990.00
2024	5	5127	7025510	2024-25 CDBG Administration	21A		\$1,705.41
2024	5	5127	7025790	2024-25 CDBG Administration	21A		\$122.37
2024	5	5127	7026004	2024-25 CDBG Administration	21A		\$789.50
2024	5	5127	7027292	2024-25 CDBG Administration	21A		\$739.03
2024	5	5127	7027556	2024-25 CDBG Administration	21A		\$5,208.99
2024	5	5127	7028996	2024-25 CDBG Administration	21A		\$62.17
2024	5	5127	7029251	2024-25 CDBG Administration	21A		\$189.97
2024	5	5127	7030807	2024-25 CDBG Administration	21A		\$725.00
2024	5	5127	7033499	2024-25 CDBG Administration	21A		\$74.29
2024	5	5127	7034692	2024-25 CDBG Administration	21A		\$10,559.19
2024	5	5127	7036817	2024-25 CDBG Administration	21A		\$4,790.18
2024	5	5127	7037501	2024-25 CDBG Administration	21A		\$546.37
2024	5	5127	7037502	2024-25 CDBG Administration	21A		\$698.12
2024	5	5127	7037506	2024-25 CDBG Administration	21A		\$43.50
2024	5	5127	7037509	2024-25 CDBG Administration	21A		\$43.50
2024	5	5127	7037807	2024-25 CDBG Administration	21A		\$5,208.99
2024	5	5127	7038105	2024-25 CDBG Administration	21A		\$1,116.97
2024	5	5127	7038235	2024-25 CDBG Administration	21A		\$468.40
2024	5	5127	7039528	2024-25 CDBG Administration	21A		\$120.90
2024	5	5127	7040020	2024-25 CDBG Administration	21A		\$260.08
2024	5	5127	7040081	2024-25 CDBG Administration	21A		\$3,430.00
2024	5	5127	7040882	2024-25 CDBG Administration	21A		\$632.35
2024	5	5127	7043052	2024-25 CDBG Administration	21A		\$38,034.99
2024	5	5127	7043244	2024-25 CDBG Administration	21A		\$120.90
2024	5	5127	7043331	2024-25 CDBG Administration	21A		\$727.87
2024	5	5127	7043572	2024-25 CDBG Administration	21A		\$879.36
2024	5	5127	7043574	2024-25 CDBG Administration	21A		\$67.45
2024	5	5127	7044000	2024-25 CDBG Administration	21A		\$3,224.93
2024	5	5127	7044319	2024-25 CDBG Administration	21A		\$876.70
2024	5	5127	7046345	2024-25 CDBG Administration	21A		\$316.25
2024	5	5127	7046744	2024-25 CDBG Administration	21A		\$2,081.00
2024	5	5127	7047317	2024-25 CDBG Administration	21A		\$5,208.99
2024	5	5127	7047913	2024-25 CDBG Administration	21A		\$120.90
2024	5	5127	7050126	2024-25 CDBG Administration	21A		\$43,638.90
2024	5	5127	7052415	2024-25 CDBG Administration	21A		\$613.50
2024	5	5127	7053305	2024-25 CDBG Administration	21A		\$778.99
2024	5	5127	7055814	2024-25 CDBG Administration	21A		\$369.97
2024	5	5127	7057260	2024-25 CDBG Administration	21A		\$120.90
2024	5	5127	7057548	2024-25 CDBG Administration	21A		\$43.50
2024	5	5127	7057551	2024-25 CDBG Administration	21A		\$43.50
2024	5	5127	7057941	2024-25 CDBG Administration	21A		\$1,100.00
2024	5	5127	7058867	2024-25 CDBG Administration	21A		\$292.81
2024	5	5127	7059027	2024-25 CDBG Administration	21A		\$286.30
2024	5	5127	7060453	2024-25 CDBG Administration	21A		\$43,266.22
2024	5	5127	7061534	2024-25 CDBG Administration	21A		\$43,041.25
2024	5	5127	7062751	2024-25 CDBG Administration	21A		\$817.14
2024	5	5127	7063383	2024-25 CDBG Administration	21A		\$284.38
2024	5	5127	7063672	2024-25 CDBG Administration	21A		\$62.45
2024	5	5127	7063913	2024-25 CDBG Administration	21A		\$2,332.00
2024	5	5127	7064081	2024-25 CDBG Administration	21A		\$43.50
2024	5	5127	7064084	2024-25 CDBG Administration	21A		\$245.00
2024	5	5127	7065256	2024-25 CDBG Administration	21A		\$267.25
2024	5	5127	7067896	2024-25 CDBG Administration	21A		\$120.90
2024	5	5127	7068165	2024-25 CDBG Administration	21A		\$39,402.35
2024	5	5127	7069299	2024-25 CDBG Administration	21A		\$122.70
2024	5	5127	7069860	2024-25 CDBG Administration	21A		\$31,142.24
2024	5	5127	7070044	2024-25 CDBG Administration	21A		\$30,610.11
2024	5	5127	7070113	2024-25 CDBG Administration	21A		\$29,462.51
2024	5	5127	7071844	2024-25 CDBG Administration	21A		\$19,548.40
2024	5	5127	7071880	2024-25 CDBG Administration	21A		\$25,000.00
2024	5	5127	7071882	2024-25 CDBG Administration	21A		\$25,000.00
2024	5	5127	7071982	2024-25 CDBG Administration	21A		\$23,534.51
2024	5	5127	7072066	2024-25 CDBG Administration	21A		\$252.12
2024	5	5127	7072207	2024-25 CDBG Administration	21A		\$10,425.47
2024	5	5127	7072761	2024-25 CDBG Administration	21A		\$19,975.46
2024	5	5127	7073058	2024-25 CDBG Administration	21A		\$745.02
2024	5	5127	7073228	2024-25 CDBG Administration	21A		\$1,362.08
2024	5	5127	7073274	2024-25 CDBG Administration	21A		\$33,764.75
2024	5	5127	7073512	2024-25 CDBG Administration	21A		\$789.50

Plan Year	IDIS Project	IDIS Activity	Voucher Number	Activity Name	Matrix Code	National Objective	Drawn Amount
2024	5	5127	7073628	2024-25 CDBG Administration	21A		\$4,195.94
2024	5	5127	7074003	2024-25 CDBG Administration	21A		\$5.88
2024	5	5127	7074052	2024-25 CDBG Administration	21A		\$417.15
2024	5	5127	7074054	2024-25 CDBG Administration	21A		\$290.00
2024	5	5127	7074086	2024-25 CDBG Administration	21A		\$22,110.29
2024	5	5127	7074820	2024-25 CDBG Administration	21A		\$120.90
2024	5	5127	7076888	2024-25 CDBG Administration	21A		\$20,765.11
2024	5	5128	6964414	2024-25 CDBG Fair Housing Activities and Training (part of CDBG Admin funds)	21A		\$4,105.64
2024	5	5128	7024854	2024-25 CDBG Fair Housing Activities and Training (part of CDBG Admin funds)	21A		\$25.00
2024	5	5128	7024856	2024-25 CDBG Fair Housing Activities and Training (part of CDBG Admin funds)	21A		\$25.00
2024	5	5128	7024859	2024-25 CDBG Fair Housing Activities and Training (part of CDBG Admin funds)	21A		\$25.00
2024	5	5128	7024860	2024-25 CDBG Fair Housing Activities and Training (part of CDBG Admin funds)	21A		\$25.00
2024	5	5128	7024862	2024-25 CDBG Fair Housing Activities and Training (part of CDBG Admin funds)	21A		\$25.00
Total					21A	Matrix Code	\$1,363,560.23
							\$1,363,560.23



PART I: SUMMARY OF CDBG-CV RESOURCES

01 CDBG-CV GRANT	12,303,808.00
02 FUNDS RETURNED TO THE LINE-OF-CREDIT	0.00
03 FUNDS RETURNED TO THE LOCAL CDBG ACCOUNT	0.00
04 TOTAL CDBG-CV FUNDS AWARDED	12,303,808.00

PART II: SUMMARY OF CDBG-CV EXPENDITURES

05 DISBURSEMENTS OTHER THAN SECTION 108 REPAYMENTS AND PLANNING/ADMINISTRATION	10,851,236.50
06 DISBURSED IN IDIS FOR PLANNING/ADMINISTRATION	821,434.43
07 DISBURSED IN IDIS FOR SECTION 108 REPAYMENTS	0.00
08 TOTAL EXPENDITURES (SUM, LINES 05 - 07)	11,672,670.93
09 UNEXPENDED BALANCE (LINE 04 - LINE8)	631,137.07

PART III: LOWMOD BENEFIT FOR THE CDBG-CV GRANT

10 EXPENDED FOR LOW/MOD HOUSING IN SPECIAL AREAS	0.00
11 EXPENDED FOR LOW/MOD MULTI-UNIT HOUSING	0.00
12 DISBURSED FOR OTHER LOW/MOD ACTIVITIES	10,801,236.50
13 TOTAL LOW/MOD CREDIT (SUM, LINES 10 - 12)	10,801,236.50
14 AMOUNT SUBJECT TO LOW/MOD BENEFIT (LINE 05)	10,851,236.50
15 PERCENT LOW/MOD CREDIT (LINE 13/LINE 14)	99.54%

PART IV: PUBLIC SERVICE (PS) CALCULATIONS

16 DISBURSED IN IDIS FOR PUBLIC SERVICES	6,022,207.23
17 CDBG-CV GRANT	12,303,808.00
18 PERCENT OF FUNDS DISBURSED FOR PS ACTIVITIES (LINE 16/LINE 17)	48.95%

PART V: PLANNING AND ADMINISTRATION (PA) CAP

19 DISBURSED IN IDIS FOR PLANNING/ADMINISTRATION	821,434.43
20 CDBG-CV GRANT	12,303,808.00
21 PERCENT OF FUNDS DISBURSED FOR PA ACTIVITIES (LINE 19/LINE 20)	6.68%



Office of Community Planning and Development
U.S. Department of Housing and Urban Development
Integrated Disbursement and Information System
PR26 - CDBG-CV Financial Summary Report
Orange County , FL

DATE: 12-01-25
TIME: 9:07
PAGE: 2

LINE 10 DETAIL: ACTIVITIES TO CONSIDER IN DETERMINING THE AMOUNT TO ENTER ON LINE 10

No data returned for this view. This might be because the applied filter excludes all data.

LINE 11 DETAIL: ACTIVITIES TO CONSIDER IN DETERMINING THE AMOUNT TO ENTER ON LINE 11

Plan Year	IDIS Project	IDIS Activity	Activity Name	Matrix Code	National Objective	Drawn Amount
2020	18	4752	2020 CV3 CIP Housing Authority of Winter Park	14B	LMH	\$50,000.00
Total						\$50,000.00

LINE 12 DETAIL: ACTIVITIES INCLUDED IN THE COMPUTATION OF LINE 12

Plan Year	IDIS Project	IDIS Activity	Voucher Number	Activity Name	Matrix Code	National Objective	Drawn Amount
2020	2	4399	6418788	2020 CV CIP Winter Park Housing Authority (Tuscany)	05Z	LMC	\$7,500.00
			6511509	2020 CV CIP Winter Park Housing Authority (Tuscany)	05Z	LMC	\$8,500.00
		5023	6800636	2020 CV CDBG CIP The Salvation Army	03C	LMC	\$292,472.02
			6820419	2020 CV CDBG CIP The Salvation Army	03C	LMC	\$120,598.71
			6824943	2020 CV CDBG CIP The Salvation Army	03C	LMC	\$162,807.83
			6842683	2020 CV CDBG CIP The Salvation Army	03C	LMC	\$130,179.72
			6857780	2020 CV CDBG CIP The Salvation Army	03C	LMC	\$130,793.13
			6859443	2020 CV CDBG CIP The Salvation Army	03C	LMC	\$46,601.04
			6864717	2020 CV CDBG CIP The Salvation Army	03C	LMC	\$69,508.13
			6886904	2020 CV CDBG CIP The Salvation Army	03C	LMC	\$490,277.98
			6974623	2020 CV CDBG CIP The Salvation Army	03C	LMC	\$116,575.57
			6974625	2020 CV CDBG CIP The Salvation Army	03C	LMC	\$14,212.14
	3	4380	6457621	2020 CV PS Center for Independent Living	05B	LMC	\$4,875.79
			6458995	2020 CV PS Center for Independent Living	05B	LMC	\$5,009.92
			6459030	2020 CV PS Center for Independent Living	05B	LMC	\$5,752.15
			6479727	2020 CV PS Center for Independent Living	05B	LMC	\$8,014.88
			6479764	2020 CV PS Center for Independent Living	05B	LMC	\$5,516.21
			6486202	2020 CV PS Center for Independent Living	05B	LMC	\$4,469.20
			6486312	2020 CV PS Center for Independent Living	05B	LMC	\$5,096.68
			6512767	2020 CV PS Center for Independent Living	05B	LMC	\$400.00
			6512780	2020 CV PS Center for Independent Living	05B	LMC	\$400.00
			6512799	2020 CV PS Center for Independent Living	05B	LMC	\$400.00
			6512808	2020 CV PS Center for Independent Living	05B	LMC	\$400.00
			6512830	2020 CV PS Center for Independent Living	05B	LMC	\$400.00
			6542091	2020 CV PS Center for Independent Living	05B	LMC	\$2,099.61
			6546360	2020 CV PS Center for Independent Living	05B	LMC	\$4,512.75
			6546372	2020 CV PS Center for Independent Living	05B	LMC	\$1,117.98
			6547223	2020 CV PS Center for Independent Living	05B	LMC	\$1,134.84
		4381	6435037	2020 CV PS Coalition for the Homeless	03T	LMC	\$1,189.18
			6449378	2020 CV PS Coalition for the Homeless	03T	LMC	\$8,663.72
			6461017	2020 CV PS Coalition for the Homeless	03T	LMC	\$2,444.80
			6462315	2020 CV PS Coalition for the Homeless	03T	LMC	\$17,925.84
			6462655	2020 CV PS Coalition for the Homeless	03T	LMC	\$5,713.73
			6465853	2020 CV PS Coalition for the Homeless	03T	LMC	\$8,074.64
			6469302	2020 CV PS Coalition for the Homeless	03T	LMC	\$31,422.80
			6472924	2020 CV PS Coalition for the Homeless	03T	LMC	\$19,703.33
			6491099	2020 CV PS Coalition for the Homeless	03T	LMC	\$27,621.07
			6507696	2020 CV PS Coalition for the Homeless	03T	LMC	\$23,711.63
			6519329	2020 CV PS Coalition for the Homeless	03T	LMC	\$31,706.55
			6519945	2020 CV PS Coalition for the Homeless	03T	LMC	\$31,591.75



Office of Community Planning and Development
U.S. Department of Housing and Urban Development
Integrated Disbursement and Information System
PR26 - CDBG-CV Financial Summary Report
Orange County , FL

DATE: 12-01-25
TIME: 9:07
PAGE: 3

Plan Year	IDIS Project	IDIS Activity	Voucher Number	Activity Name	Matrix Code	National Objective	Drawn Amount
2020	3	4381	6546590	2020 CV PS Coalition for the Homeless	03T	LMC	\$1,833.31
			6552247	2020 CV PS Coalition for the Homeless	03T	LMC	\$64,542.86
			6552270	2020 CV PS Coalition for the Homeless	03T	LMC	\$55,118.92
			6558131	2020 CV PS Coalition for the Homeless	03T	LMC	\$55,379.20
		4382	6454713	2020 CV PS Community Coordinated Care for the Children	05L	LMC	\$3,798.44
			6457063	2020 CV PS Community Coordinated Care for the Children	05L	LMC	\$9,731.99
			6457452	2020 CV PS Community Coordinated Care for the Children	05L	LMC	\$10,934.24
			6475338	2020 CV PS Community Coordinated Care for the Children	05L	LMC	\$9,258.86
			6475340	2020 CV PS Community Coordinated Care for the Children	05L	LMC	\$4,674.74
			6482818	2020 CV PS Community Coordinated Care for the Children	05L	LMC	\$9,702.44
			6483034	2020 CV PS Community Coordinated Care for the Children	05L	LMC	\$7,962.02
			6509325	2020 CV PS Community Coordinated Care for the Children	05L	LMC	\$6,318.83
			6520060	2020 CV PS Community Coordinated Care for the Children	05L	LMC	\$52,905.32
			6543810	2020 CV PS Community Coordinated Care for the Children	05L	LMC	\$10,848.57
			6544017	2020 CV PS Community Coordinated Care for the Children	05L	LMC	\$8,346.43
			6544025	2020 CV PS Community Coordinated Care for the Children	05L	LMC	\$9,239.79
			6831075	2020 CV PS Community Coordinated Care for the Children	05L	LMC	\$5,383.40
			6831077	2020 CV PS Community Coordinated Care for the Children	05L	LMC	\$4,669.84
			6831079	2020 CV PS Community Coordinated Care for the Children	05L	LMC	\$2,690.10
		4383	6446695	2020 CV PS Community Legal Service	05C	LMC	\$7,242.34
			6449480	2020 CV PS Community Legal Service	05C	LMC	\$17,772.08
			6459078	2020 CV PS Community Legal Service	05C	LMC	\$13,885.83
			6479410	2020 CV PS Community Legal Service	05C	LMC	\$52,382.01
			6496433	2020 CV PS Community Legal Service	05C	LMC	\$13,143.22
			6497149	2020 CV PS Community Legal Service	05C	LMC	\$10,847.82
			6498356	2020 CV PS Community Legal Service	05C	LMC	\$43,647.22
			6502683	2020 CV PS Community Legal Service	05C	LMC	\$18,010.75
			6547024	2020 CV PS Community Legal Service	05C	LMC	\$14,712.52
			6547182	2020 CV PS Community Legal Service	05C	LMC	\$25,194.94
			6547205	2020 CV PS Community Legal Service	05C	LMC	\$13,762.59
			6551169	2020 CV PS Community Legal Service	05C	LMC	\$9,991.01
			6564730	2020 CV PS Community Legal Service	05C	LMC	\$21.93
			6564734	2020 CV PS Community Legal Service	05C	LMC	\$115.94
			6566462	2020 CV PS Community Legal Service	05C	LMC	\$318.35
			6567846	2020 CV PS Community Legal Service	05C	LMC	\$401.63
			6568963	2020 CV PS Community Legal Service	05C	LMC	\$164.90
		4384	6455380	2020 CV PS Covenant House Florida	03T	LMC	\$3,360.88
			6461321	2020 CV PS Covenant House Florida	03T	LMC	\$3,885.14
			6467626	2020 CV PS Covenant House Florida	03T	LMC	\$4,197.08
			6472256	2020 CV PS Covenant House Florida	03T	LMC	\$10,719.36
			6478002	2020 CV PS Covenant House Florida	03T	LMC	\$8,034.54
			6480082	2020 CV PS Covenant House Florida	03T	LMC	\$6,240.63
			6505578	2020 CV PS Covenant House Florida	03T	LMC	\$5,322.11
			6505679	2020 CV PS Covenant House Florida	03T	LMC	\$6,211.99
			6507627	2020 CV PS Covenant House Florida	03T	LMC	\$5,314.03
			6552920	2020 CV PS Covenant House Florida	03T	LMC	\$6,397.81
			6552987	2020 CV PS Covenant House Florida	03T	LMC	\$3,257.43
		4385	6485748	2020 CV PS Hispanic Federation	05X	LMH	\$1,878.31
			6498281	2020 CV PS Hispanic Federation	05X	LMH	\$10,167.85
			6498631	2020 CV PS Hispanic Federation	05X	LMH	\$9,805.98
			6549877	2020 CV PS Hispanic Federation	05X	LMH	\$43,970.08
			6549878	2020 CV PS Hispanic Federation	05X	LMH	\$51,633.80
			6550152	2020 CV PS Hispanic Federation	05X	LMH	\$22,049.82
			6550231	2020 CV PS Hispanic Federation	05X	LMH	\$24,278.29
			6551765	2020 CV PS Hispanic Federation	05X	LMH	\$3,792.93
			6551922	2020 CV PS Hispanic Federation	05X	LMH	\$48,041.74
		4387	6457067	2020 CV PS Jewish Family Services (Rental Assistance)	05Q	LMC	\$693.91
			6457072	2020 CV PS Jewish Family Services (Rental Assistance)	05Q	LMC	\$2,827.89
			6457076	2020 CV PS Jewish Family Services (Rental Assistance)	05Q	LMC	\$143,402.05
			6468997	2020 CV PS Jewish Family Services (Rental Assistance)	05Q	LMC	\$551.57
			6469586	2020 CV PS Jewish Family Services (Rental Assistance)	05Q	LMC	\$120,131.41



Office of Community Planning and Development
U.S. Department of Housing and Urban Development
Integrated Disbursement and Information System
PR26 - CDBG-CV Financial Summary Report
Orange County , FL

DATE: 12-01-25
TIME: 9:07
PAGE: 4

Plan Year	IDIS Project	IDIS Activity	Voucher Number	Activity Name	Matrix Code	National Objective	Drawn Amount
2020	3	4387	6472986	2020 CV PS Jewish Family Services (Rental Assistance)	05Q	LMC	\$160,928.16
			6473354	2020 CV PS Jewish Family Services (Rental Assistance)	05Q	LMC	\$144,121.81
			6492215	2020 CV PS Jewish Family Services (Rental Assistance)	05Q	LMC	\$4,466.62
			6519884	2020 CV PS Jewish Family Services (Rental Assistance)	05Q	LMC	\$463.51
			6543994	2020 CV PS Jewish Family Services (Rental Assistance)	05Q	LMC	\$59,224.73
			6544028	2020 CV PS Jewish Family Services (Rental Assistance)	05Q	LMC	\$102,537.68
			6546409	2020 CV PS Jewish Family Services (Rental Assistance)	05Q	LMC	\$276,500.66
		4388	6461314	2020 CV PS Jewish Family Services (Food Pantry staff)	05W	LMC	\$3,635.94
			6461315	2020 CV PS Jewish Family Services (Food Pantry staff)	05W	LMC	\$3,945.84
			6461316	2020 CV PS Jewish Family Services (Food Pantry staff)	05W	LMC	\$3,839.09
			6470236	2020 CV PS Jewish Family Services (Food Pantry staff)	05W	LMC	\$4,241.38
			6470242	2020 CV PS Jewish Family Services (Food Pantry staff)	05W	LMC	\$3,555.20
			6470381	2020 CV PS Jewish Family Services (Food Pantry staff)	05W	LMC	\$4,242.99
			6479860	2020 CV PS Jewish Family Services (Food Pantry staff)	05W	LMC	\$3,752.96
			6492053	2020 CV PS Jewish Family Services (Food Pantry staff)	05W	LMC	\$3,752.96
			6513577	2020 CV PS Jewish Family Services (Food Pantry staff)	05W	LMC	\$4,033.64
		4389	6494330	2020 CV PS LifeStream Behavioral Center	03T	LMC	\$4,824.84
			6498686	2020 CV PS LifeStream Behavioral Center	03T	LMC	\$8,887.82
			6498687	2020 CV PS LifeStream Behavioral Center	03T	LMC	\$11,342.07
			6515945	2020 CV PS LifeStream Behavioral Center	03T	LMC	\$140.50
			6530323	2020 CV PS LifeStream Behavioral Center	03T	LMC	\$2,254.18
			6546663	2020 CV PS LifeStream Behavioral Center	03T	LMC	\$3,589.84
			6546664	2020 CV PS LifeStream Behavioral Center	03T	LMC	\$1,700.00
			6579301	2020 CV PS LifeStream Behavioral Center	03T	LMC	\$3,510.75
		4390	6459079	2020 CV PS Seniors First	05A	LMC	\$2,899.23
			6459081	2020 CV PS Seniors First	05A	LMC	\$12,451.34
			6460464	2020 CV PS Seniors First	05A	LMC	\$1,811.28
			6460469	2020 CV PS Seniors First	05A	LMC	\$1,710.09
			6466539	2020 CV PS Seniors First	05A	LMC	\$1,851.16
			6500879	2020 CV PS Seniors First	05A	LMC	\$16,734.60
			6529166	2020 CV PS Seniors First	05A	LMC	\$2,654.01
			6529182	2020 CV PS Seniors First	05A	LMC	\$1,268.28
			6547387	2020 CV PS Seniors First	05A	LMC	\$31,638.17
			6551545	2020 CV PS Seniors First	05A	LMC	\$31,168.20
			6551689	2020 CV PS Seniors First	05A	LMC	\$32,806.72
			6552886	2020 CV PS Seniors First	05A	LMC	\$23,006.43
		4391	6416548	2020 CV PS SOS by Urbander	05H	LMA	\$3,000.00
			6461317	2020 CV PS SOS by Urbander	05H	LMA	\$1,500.00
			6461319	2020 CV PS SOS by Urbander	05H	LMA	\$1,500.00
			6496418	2020 CV PS SOS by Urbander	05H	LMA	\$750.00
			6508604	2020 CV PS SOS by Urbander	05H	LMA	\$750.00
			6515084	2020 CV PS SOS by Urbander	05H	LMA	\$4,750.00
			6551623	2020 CV PS SOS by Urbander	05H	LMA	\$4,950.00
			6551673	2020 CV PS SOS by Urbander	05H	LMA	\$4,000.00
			6551851	2020 CV PS SOS by Urbander	05H	LMA	\$1,500.00
			6551853	2020 CV PS SOS by Urbander	05H	LMA	\$750.00
			6551854	2020 CV PS SOS by Urbander	05H	LMA	\$750.00
		4392	6500198	2020 CV PS The Jobs Partnership	05H	LMC	\$5,832.66
			6500212	2020 CV PS The Jobs Partnership	05H	LMC	\$5,068.30
			6510877	2020 CV PS The Jobs Partnership	05H	LMC	\$5,398.90
			6518392	2020 CV PS The Jobs Partnership	05H	LMC	\$5,148.82
			6521276	2020 CV PS The Jobs Partnership	05H	LMC	\$3,755.51
			6521281	2020 CV PS The Jobs Partnership	05H	LMC	\$4,399.80
			6545413	2020 CV PS The Jobs Partnership	05H	LMC	\$6,205.46
			6593132	2020 CV PS The Jobs Partnership	05H	LMC	\$4,546.82
			6593135	2020 CV PS The Jobs Partnership	05H	LMC	\$4,690.25
			6593138	2020 CV PS The Jobs Partnership	05H	LMC	\$4,655.55
		4393	6489520	2020 CV PS United Against Poverty	05Z	LMC	\$8,210.06
			6489522	2020 CV PS United Against Poverty	05Z	LMC	\$7,873.87
			6489801	2020 CV PS United Against Poverty	05Z	LMC	\$9,972.36
			6491171	2020 CV PS United Against Poverty	05Z	LMC	\$22,455.42



Office of Community Planning and Development
U.S. Department of Housing and Urban Development
Integrated Disbursement and Information System
PR26 - CDBG-CV Financial Summary Report
Orange County , FL

DATE: 12-01-25
TIME: 9:07
PAGE: 5

Plan Year	IDIS Project	IDIS Activity	Voucher Number	Activity Name	Matrix Code	National Objective	Drawn Amount
2020	3	4393	6491181	2020 CV PS United Against Poverty	05Z	LMC	\$16,340.56
			6491509	2020 CV PS United Against Poverty	05Z	LMC	\$16,497.07
			6491512	2020 CV PS United Against Poverty	05Z	LMC	\$16,492.94
			6491514	2020 CV PS United Against Poverty	05Z	LMC	\$17,058.24
			6494370	2020 CV PS United Against Poverty	05Z	LMC	\$23,335.62
			6494384	2020 CV PS United Against Poverty	05Z	LMC	\$13,435.26
			6500830	2020 CV PS United Against Poverty	05Z	LMC	\$13,365.22
			6523107	2020 CV PS United Against Poverty	05Z	LMC	\$18,965.50
		4394	6499684	2020 CV PS Grand Avenue (Pathlight Home for Covid)	05Z	LMC	\$435.75
			6499738	2020 CV PS Grand Avenue (Pathlight Home for Covid)	05Z	LMC	\$2,421.16
			6499783	2020 CV PS Grand Avenue (Pathlight Home for Covid)	05Z	LMC	\$2,837.88
			6508491	2020 CV PS Grand Avenue (Pathlight Home for Covid)	05Z	LMC	\$7,427.98
			6508582	2020 CV PS Grand Avenue (Pathlight Home for Covid)	05Z	LMC	\$4,840.88
			6508594	2020 CV PS Grand Avenue (Pathlight Home for Covid)	05Z	LMC	\$6,621.79
			6531581	2020 CV PS Grand Avenue (Pathlight Home for Covid)	05Z	LMC	\$4,179.68
			6534482	2020 CV PS Grand Avenue (Pathlight Home for Covid)	05Z	LMC	\$1,642.64
			6534640	2020 CV PS Grand Avenue (Pathlight Home for Covid)	05Z	LMC	\$3,610.24
	18	4750	6644330	2020 CV3 CIP Aspire Health partners (MAT Clinic)	03P	LMC	\$98,788.04
			6666476	2020 CV3 CIP Aspire Health partners (MAT Clinic)	03P	LMC	\$34,973.96
		4751	6665580	2020 CV3 CIP Jewish Family Sercices (Food Pantry)	05W	LMC	\$41,711.03
		4884	6664960	2020 CV3 CIP Grand Avenue Eco Dev Acquisition 3240 W Colonial	01	LMA	\$1,540,000.00
		4971	6767329	2022 CDBG CV3 CIP Primrose Center	03B	LMC	\$72,450.00
			6767387	2022 CDBG CV3 CIP Primrose Center	03B	LMC	\$205,275.00
			6836654	2022 CDBG CV3 CIP Primrose Center	03B	LMC	\$353,364.64
			6852830	2022 CDBG CV3 CIP Primrose Center	03B	LMC	\$30,727.36
		4972	6765768	2022 CDBG CV3 CIP United Against Poverty	03E	LMC	\$353,586.60
			6863767	2022 CDBG CV3 CIP United Against Poverty	03E	LMC	\$39,287.40
		5055	6908025	2020 CV3 Catholic Charities of Central Florida (food pantry expansion)	03E	LMA	\$90,222.30
			6927610	2020 CV3 Catholic Charities of Central Florida (food pantry expansion)	03E	LMA	\$33,986.25
			6947731	2020 CV3 Catholic Charities of Central Florida (food pantry expansion)	03E	LMA	\$129,441.45
		5070	6847467	2023 CV3 CIP Pathways Drop In Center - Office and Pavilion	03C	LMC	\$70,200.00
			6864594	2023 CV3 CIP Pathways Drop In Center - Office and Pavilion	03C	LMC	\$39,960.00
			6889609	2023 CV3 CIP Pathways Drop In Center - Office and Pavilion	03C	LMC	\$43,200.00
			6930630	2023 CV3 CIP Pathways Drop In Center - Office and Pavilion	03C	LMC	\$25,650.00
			6982148	2023 CV3 CIP Pathways Drop In Center - Office and Pavilion	03C	LMC	\$43,890.00
	19	4650	6610964	2020 CV3 PS Aspire (Detox Program)	05F	LMC	\$8,947.75
			6610965	2020 CV3 PS Aspire (Detox Program)	05F	LMC	\$11,811.03
			6611230	2020 CV3 PS Aspire (Detox Program)	05F	LMC	\$10,379.39
			6628797	2020 CV3 PS Aspire (Detox Program)	05F	LMC	\$18,611.32
			6634566	2020 CV3 PS Aspire (Detox Program)	05F	LMC	\$22,906.24
			6634584	2020 CV3 PS Aspire (Detox Program)	05F	LMC	\$18,611.32
			6654874	2020 CV3 PS Aspire (Detox Program)	05F	LMC	\$17,179.68
			6676281	2020 CV3 PS Aspire (Detox Program)	05F	LMC	\$21,474.60
			6676282	2020 CV3 PS Aspire (Detox Program)	05F	LMC	\$3,221.19
			6676285	2020 CV3 PS Aspire (Detox Program)	05F	LMC	\$3,937.01
			6676323	2020 CV3 PS Aspire (Detox Program)	05F	LMC	\$3,221.19
			6676325	2020 CV3 PS Aspire (Detox Program)	05F	LMC	\$1,431.64
			6676327	2020 CV3 PS Aspire (Detox Program)	05F	LMC	\$3,579.10
			6678610	2020 CV3 PS Aspire (Detox Program)	05F	LMC	\$21,832.51
		4651	6623159	2020 CV3 PS Catholic Charities (food Pantry)	05W	LMA	\$1,508.61
			6623164	2020 CV3 PS Catholic Charities (food Pantry)	05W	LMA	\$2,524.61
			6623169	2020 CV3 PS Catholic Charities (food Pantry)	05W	LMA	\$2,532.50
			6623180	2020 CV3 PS Catholic Charities (food Pantry)	05W	LMA	\$3,799.61
			6623205	2020 CV3 PS Catholic Charities (food Pantry)	05W	LMA	\$2,535.96
			6623211	2020 CV3 PS Catholic Charities (food Pantry)	05W	LMA	\$2,535.96
			6623218	2020 CV3 PS Catholic Charities (food Pantry)	05W	LMA	\$2,540.78
			6623223	2020 CV3 PS Catholic Charities (food Pantry)	05W	LMA	\$2,524.61
			6641990	2020 CV3 PS Catholic Charities (food Pantry)	05W	LMA	\$3,047.80
			6655699	2020 CV3 PS Catholic Charities (food Pantry)	05W	LMA	\$4,377.81
			6669033	2020 CV3 PS Catholic Charities (food Pantry)	05W	LMA	\$2,071.75
		4652	6614625	2020 CV3 PS Catholic Charities (housing stability)	05U	LMC	\$3,272.38



Office of Community Planning and Development
U.S. Department of Housing and Urban Development
Integrated Disbursement and Information System
PR26 - CDBG-CV Financial Summary Report
Orange County , FL

DATE: 12-01-25
TIME: 9:07
PAGE: 6

Plan Year	IDIS Project	IDIS Activity	Voucher Number	Activity Name	Matrix Code	National Objective	Drawn Amount
2020	19	4652	6614647	2020 CV3 PS Catholic Charities (housing stability)	05U	LMC	\$4,959.43
			6614651	2020 CV3 PS Catholic Charities (housing stability)	05U	LMC	\$3,295.47
			6614655	2020 CV3 PS Catholic Charities (housing stability)	05U	LMC	\$699.38
			6614700	2020 CV3 PS Catholic Charities (housing stability)	05U	LMC	\$3,389.80
			6614714	2020 CV3 PS Catholic Charities (housing stability)	05U	LMC	\$3,270.93
			6614718	2020 CV3 PS Catholic Charities (housing stability)	05U	LMC	\$3,271.33
			6614724	2020 CV3 PS Catholic Charities (housing stability)	05U	LMC	\$2,774.09
			6656767	2020 CV3 PS Catholic Charities (housing stability)	05U	LMC	\$7,606.60
			6656817	2020 CV3 PS Catholic Charities (housing stability)	05U	LMC	\$5,558.66
			6666459	2020 CV3 PS Catholic Charities (housing stability)	05U	LMC	\$4,656.65
			6684964	2020 CV3 PS Catholic Charities (housing stability)	05U	LMC	\$1,094.94
			6684968	2020 CV3 PS Catholic Charities (housing stability)	05U	LMC	\$1,639.82
			6684973	2020 CV3 PS Catholic Charities (housing stability)	05U	LMC	\$1,258.85
			6684976	2020 CV3 PS Catholic Charities (housing stability)	05U	LMC	\$974.17
			6684980	2020 CV3 PS Catholic Charities (housing stability)	05U	LMC	\$1,222.21
			6684984	2020 CV3 PS Catholic Charities (housing stability)	05U	LMC	\$1,055.29
		4653	6604603	2020 CV3 PS Coalition for the Homeless	05H	LMC	\$2,832.85
			6610067	2020 CV3 PS Coalition for the Homeless	05H	LMC	\$11,605.47
			6610070	2020 CV3 PS Coalition for the Homeless	05H	LMC	\$8,413.41
			6612028	2020 CV3 PS Coalition for the Homeless	05H	LMC	\$10,992.54
			6612038	2020 CV3 PS Coalition for the Homeless	05H	LMC	\$5,091.72
			6612053	2020 CV3 PS Coalition for the Homeless	05H	LMC	\$8,714.71
			6624505	2020 CV3 PS Coalition for the Homeless	05H	LMC	\$12,723.71
			6653767	2020 CV3 PS Coalition for the Homeless	05H	LMC	\$12,831.37
			6655013	2020 CV3 PS Coalition for the Homeless	05H	LMC	\$9,072.82
			6728302	2020 CV3 PS Coalition for the Homeless	05H	LMC	\$8,326.85
			6732631	2020 CV3 PS Coalition for the Homeless	05H	LMC	\$7,101.63
		4654	6571046	2020 CV3 PS Community Coordinated Care for Children	05L	LMC	\$39,719.02
			6571057	2020 CV3 PS Community Coordinated Care for Children	05L	LMC	\$4,924.05
			6571060	2020 CV3 PS Community Coordinated Care for Children	05L	LMC	\$23,947.12
			6603154	2020 CV3 PS Community Coordinated Care for Children	05L	LMC	\$35,770.98
			6607799	2020 CV3 PS Community Coordinated Care for Children	05L	LMC	\$21,569.81
			6608221	2020 CV3 PS Community Coordinated Care for Children	05L	LMC	\$12,753.17
			6621746	2020 CV3 PS Community Coordinated Care for Children	05L	LMC	\$12,535.12
			6634678	2020 CV3 PS Community Coordinated Care for Children	05L	LMC	\$13,554.15
			6643103	2020 CV3 PS Community Coordinated Care for Children	05L	LMC	\$14,999.64
			6647012	2020 CV3 PS Community Coordinated Care for Children	05L	LMC	\$11,125.96
			6665631	2020 CV3 PS Community Coordinated Care for Children	05L	LMC	\$11,657.05
			6678944	2020 CV3 PS Community Coordinated Care for Children	05L	LMC	\$4,759.42
		4655	6604523	2020 CV3 PS Community Legal Services of Mid Florida	05C	LMC	\$13,424.96
			6605927	2020 CV3 PS Community Legal Services of Mid Florida	05C	LMC	\$12,910.30
			6609318	2020 CV3 PS Community Legal Services of Mid Florida	05C	LMC	\$11,215.47
			6612114	2020 CV3 PS Community Legal Services of Mid Florida	05C	LMC	\$10,476.54
			6626987	2020 CV3 PS Community Legal Services of Mid Florida	05C	LMC	\$13,350.32
			6636238	2020 CV3 PS Community Legal Services of Mid Florida	05C	LMC	\$20,484.27
			6637608	2020 CV3 PS Community Legal Services of Mid Florida	05C	LMC	\$13,291.46
			6655706	2020 CV3 PS Community Legal Services of Mid Florida	05C	LMC	\$25,035.20
			6662604	2020 CV3 PS Community Legal Services of Mid Florida	05C	LMC	\$17,416.23
			6679280	2020 CV3 PS Community Legal Services of Mid Florida	05C	LMC	\$33,936.05
			6682018	2020 CV3 PS Community Legal Services of Mid Florida	05C	LMC	\$54,493.25
			6683456	2020 CV3 PS Community Legal Services of Mid Florida	05C	LMC	\$1,387.34
			6684770	2020 CV3 PS Community Legal Services of Mid Florida	05C	LMC	\$1,710.71
			6687534	2020 CV3 PS Community Legal Services of Mid Florida	05C	LMC	\$2,974.70
			6689523	2020 CV3 PS Community Legal Services of Mid Florida	05C	LMC	\$4,400.00
			6697919	2020 CV3 PS Community Legal Services of Mid Florida	05C	LMC	\$47,046.50
		4656	6603128	2020 CV3 PS Covenant House Florida	05D	LMC	\$2,472.51
			6605536	2020 CV3 PS Covenant House Florida	05D	LMC	\$6,020.78
			6605547	2020 CV3 PS Covenant House Florida	05D	LMC	\$4,287.61
			6608264	2020 CV3 PS Covenant House Florida	05D	LMC	\$3,992.19
			6609322	2020 CV3 PS Covenant House Florida	05D	LMC	\$4,328.08
			6609329	2020 CV3 PS Covenant House Florida	05D	LMC	\$3,345.62



Office of Community Planning and Development
U.S. Department of Housing and Urban Development
Integrated Disbursement and Information System
PR26 - CDBG-CV Financial Summary Report
Orange County , FL

DATE: 12-01-25
TIME: 9:07
PAGE: 7

Plan Year	IDIS Project	IDIS Activity	Voucher Number	Activity Name	Matrix Code	National Objective	Drawn Amount
2020	19	4656	6634688	2020 CV3 PS Covenant House Florida	05D	LMC	\$2,377.79
			6637592	2020 CV3 PS Covenant House Florida	05D	LMC	\$3,963.58
			6661635	2020 CV3 PS Covenant House Florida	05D	LMC	\$5,303.69
			6662587	2020 CV3 PS Covenant House Florida	05D	LMC	\$4,053.65
			6676520	2020 CV3 PS Covenant House Florida	05D	LMC	\$4,060.84
			6688731	2020 CV3 PS Covenant House Florida	05D	LMC	\$4,212.50
			6717831	2020 CV3 PS Covenant House Florida	05D	LMC	\$3,854.68
			6735785	2020 CV3 PS Covenant House Florida	05D	LMC	\$4,089.82
		4657	6568959	2020 CV3 PS Grand Ave (job readiness)	05H	LMA	\$3,580.00
			6574697	2020 CV3 PS Grand Ave (job readiness)	05H	LMA	\$4,907.62
			6612632	2020 CV3 PS Grand Ave (job readiness)	05H	LMA	\$8,621.47
			6612656	2020 CV3 PS Grand Ave (job readiness)	05H	LMA	\$8,603.09
			6619456	2020 CV3 PS Grand Ave (job readiness)	05H	LMA	\$11,071.71
			6621694	2020 CV3 PS Grand Ave (job readiness)	05H	LMA	\$8,635.79
			6628135	2020 CV3 PS Grand Ave (job readiness)	05H	LMA	\$8,526.18
			6634669	2020 CV3 PS Grand Ave (job readiness)	05H	LMA	\$8,644.44
			6637850	2020 CV3 PS Grand Ave (job readiness)	05H	LMA	\$7,209.84
			6655109	2020 CV3 PS Grand Ave (job readiness)	05H	LMA	\$11,369.56
			6666965	2020 CV3 PS Grand Ave (job readiness)	05H	LMA	\$7,051.33
			6680539	2020 CV3 PS Grand Ave (job readiness)	05H	LMA	\$7,972.35
		4658	6591182	2020 CV3 PS Health Care Center for the Homeless	05M	LMA	\$34,277.60
			6591183	2020 CV3 PS Health Care Center for the Homeless	05M	LMA	\$59,805.76
			6593250	2020 CV3 PS Health Care Center for the Homeless	05M	LMA	\$36,869.72
			6593543	2020 CV3 PS Health Care Center for the Homeless	05M	LMA	\$51,315.85
			6610958	2020 CV3 PS Health Care Center for the Homeless	05M	LMA	\$44,649.49
			6618063	2020 CV3 PS Health Care Center for the Homeless	05M	LMA	\$35,806.75
			6618108	2020 CV3 PS Health Care Center for the Homeless	05M	LMA	\$33,381.96
			6633046	2020 CV3 PS Health Care Center for the Homeless	05M	LMA	\$34,047.30
			6647090	2020 CV3 PS Health Care Center for the Homeless	05M	LMA	\$22,491.04
			6654229	2020 CV3 PS Health Care Center for the Homeless	05M	LMA	\$22,448.99
			6676525	2020 CV3 PS Health Care Center for the Homeless	05M	LMA	\$16,589.51
			6680543	2020 CV3 PS Health Care Center for the Homeless	05M	LMA	\$1,393.98
			6681880	2020 CV3 PS Health Care Center for the Homeless	05M	LMA	\$25,523.18
			6688368	2020 CV3 PS Health Care Center for the Homeless	05M	LMA	\$41,961.71
		4659	6569983	2020 CV3 PS Hispanic Federation (housing stability)	05X	LMC	\$3,400.02
			6569984	2020 CV3 PS Hispanic Federation (housing stability)	05X	LMC	\$3,847.64
			6569985	2020 CV3 PS Hispanic Federation (housing stability)	05X	LMC	\$3,847.64
			6592467	2020 CV3 PS Hispanic Federation (housing stability)	05X	LMC	\$3,847.64
			6603064	2020 CV3 PS Hispanic Federation (housing stability)	05X	LMC	\$3,847.64
			6605681	2020 CV3 PS Hispanic Federation (housing stability)	05X	LMC	\$5,771.45
			6635333	2020 CV3 PS Hispanic Federation (housing stability)	05X	LMC	\$3,959.86
			6635511	2020 CV3 PS Hispanic Federation (housing stability)	05X	LMC	\$4,097.42
			6653389	2020 CV3 PS Hispanic Federation (housing stability)	05X	LMC	\$4,097.42
			6653462	2020 CV3 PS Hispanic Federation (housing stability)	05X	LMC	\$4,097.42
			6665593	2020 CV3 PS Hispanic Federation (housing stability)	05X	LMC	\$4,097.42
			6680532	2020 CV3 PS Hispanic Federation (housing stability)	05X	LMC	\$4,097.42
			6688150	2020 CV3 PS Hispanic Federation (housing stability)	05X	LMC	\$991.00
		4660	6560512	2020 CV3 PS Hispanic Federation (CV19 education and outreach)	05M	LMC	\$3,942.81
			6560951	2020 CV3 PS Hispanic Federation (CV19 education and outreach)	05M	LMC	\$1,831.40
			6561217	2020 CV3 PS Hispanic Federation (CV19 education and outreach)	05M	LMC	\$5,040.38
			6569982	2020 CV3 PS Hispanic Federation (CV19 education and outreach)	05M	LMC	\$8,075.25
			6571568	2020 CV3 PS Hispanic Federation (CV19 education and outreach)	05M	LMC	\$8,780.10
			6593660	2020 CV3 PS Hispanic Federation (CV19 education and outreach)	05M	LMC	\$11,973.43
			6603076	2020 CV3 PS Hispanic Federation (CV19 education and outreach)	05M	LMC	\$4,061.31
			6605567	2020 CV3 PS Hispanic Federation (CV19 education and outreach)	05M	LMC	\$9,610.03
			6605574	2020 CV3 PS Hispanic Federation (CV19 education and outreach)	05M	LMC	\$6,235.85
			6636222	2020 CV3 PS Hispanic Federation (CV19 education and outreach)	05M	LMC	\$4,085.98
			6636227	2020 CV3 PS Hispanic Federation (CV19 education and outreach)	05M	LMC	\$5,483.04
			6640422	2020 CV3 PS Hispanic Federation (CV19 education and outreach)	05M	LMC	\$4,635.21
			6640570	2020 CV3 PS Hispanic Federation (CV19 education and outreach)	05M	LMC	\$1,242.77
		4661	6623092	2020 CV3 PS Hope Community Center	05X	LMC	\$4,782.13



Office of Community Planning and Development
U.S. Department of Housing and Urban Development
Integrated Disbursement and Information System
PR26 - CDBG-CV Financial Summary Report
Orange County , FL

DATE: 12-01-25
TIME: 9:07
PAGE: 8

Plan Year	IDIS Project	IDIS Activity	Voucher Number	Activity Name	Matrix Code	National Objective	Drawn Amount
2020	19	4661	6623097	2020 CV3 PS Hope Community Center	05X	LMC	\$3,188.09
			6623111	2020 CV3 PS Hope Community Center	05X	LMC	\$3,252.46
			6623121	2020 CV3 PS Hope Community Center	05X	LMC	\$1,912.86
			6623127	2020 CV3 PS Hope Community Center	05X	LMC	\$3,188.09
			6623131	2020 CV3 PS Hope Community Center	05X	LMC	\$3,188.09
			6623144	2020 CV3 PS Hope Community Center	05X	LMC	\$3,252.46
			6625278	2020 CV3 PS Hope Community Center	05X	LMC	\$3,478.10
			6627144	2020 CV3 PS Hope Community Center	05X	LMC	\$5,036.55
			6648125	2020 CV3 PS Hope Community Center	05X	LMC	\$1,149.89
			6648128	2020 CV3 PS Hope Community Center	05X	LMC	\$456.53
			6648142	2020 CV3 PS Hope Community Center	05X	LMC	\$526.28
			6648154	2020 CV3 PS Hope Community Center	05X	LMC	\$7,767.86
			6653939	2020 CV3 PS Hope Community Center	05X	LMC	\$5,632.52
			6659594	2020 CV3 PS Hope Community Center	05X	LMC	\$3,188.09
		4662	6674263	2020 CV3 PS HANDS	05X	LMC	\$24,880.00
			6674276	2020 CV3 PS HANDS	05X	LMC	\$15,938.18
			6674281	2020 CV3 PS HANDS	05X	LMC	\$21,976.90
			6674386	2020 CV3 PS HANDS	05X	LMC	\$14,419.90
			6674464	2020 CV3 PS HANDS	05X	LMC	\$28,778.55
			6674469	2020 CV3 PS HANDS	05X	LMC	\$19,641.49
			6674504	2020 CV3 PS HANDS	05X	LMC	\$14,089.85
			6674512	2020 CV3 PS HANDS	05X	LMC	\$18,195.99
			6676369	2020 CV3 PS HANDS	05X	LMC	\$16,278.35
			6676372	2020 CV3 PS HANDS	05X	LMC	\$14,231.48
			6678340	2020 CV3 PS HANDS	05X	LMC	\$5,569.32
			6680496	2020 CV3 PS HANDS	05X	LMC	\$5,999.99
		4663	6574696	2020 CV3 PS IDIGNITY	05C	LMC	\$5,428.83
			6574698	2020 CV3 PS IDIGNITY	05C	LMC	\$5,237.10
			6592873	2020 CV3 PS IDIGNITY	05C	LMC	\$5,160.52
			6597060	2020 CV3 PS IDIGNITY	05C	LMC	\$5,414.90
			6610058	2020 CV3 PS IDIGNITY	05C	LMC	\$6,553.60
			6621250	2020 CV3 PS IDIGNITY	05C	LMC	\$8,987.28
			6621303	2020 CV3 PS IDIGNITY	05C	LMC	\$3,166.13
			6638033	2020 CV3 PS IDIGNITY	05C	LMC	\$2,578.31
			6641969	2020 CV3 PS IDIGNITY	05C	LMC	\$11,091.20
			6653958	2020 CV3 PS IDIGNITY	05C	LMC	\$476.87
			6665468	2020 CV3 PS IDIGNITY	05C	LMC	\$7,716.21
			6678901	2020 CV3 PS IDIGNITY	05C	LMC	\$2,369.05
		4664	6560728	2020 CV3 PS Jewish Family Service (housing stability)	05X	LMC	\$1,261.23
			6567414	2020 CV3 PS Jewish Family Service (housing stability)	05X	LMC	\$4,760.66
			6594735	2020 CV3 PS Jewish Family Service (housing stability)	05X	LMC	\$3,982.12
			6594736	2020 CV3 PS Jewish Family Service (housing stability)	05X	LMC	\$4,092.21
			6624389	2020 CV3 PS Jewish Family Service (housing stability)	05X	LMC	\$4,817.02
			6624398	2020 CV3 PS Jewish Family Service (housing stability)	05X	LMC	\$4,099.06
			6638020	2020 CV3 PS Jewish Family Service (housing stability)	05X	LMC	\$5,063.64
			6638027	2020 CV3 PS Jewish Family Service (housing stability)	05X	LMC	\$4,161.71
			6653954	2020 CV3 PS Jewish Family Service (housing stability)	05X	LMC	\$4,178.20
			6666446	2020 CV3 PS Jewish Family Service (housing stability)	05X	LMC	\$2,353.47
		4665	6559339	2020 CV3 PS Jewish Family Service (Food Pantry staffing needs)	05W	LMC	\$3,278.98
			6559382	2020 CV3 PS Jewish Family Service (Food Pantry staffing needs)	05W	LMC	\$3,582.39
			6559444	2020 CV3 PS Jewish Family Service (Food Pantry staffing needs)	05W	LMC	\$4,298.26
			6559722	2020 CV3 PS Jewish Family Service (Food Pantry staffing needs)	05W	LMC	\$3,510.89
			6567401	2020 CV3 PS Jewish Family Service (Food Pantry staffing needs)	05W	LMC	\$3,661.06
			6592351	2020 CV3 PS Jewish Family Service (Food Pantry staffing needs)	05W	LMC	\$3,747.85
			6594634	2020 CV3 PS Jewish Family Service (Food Pantry staffing needs)	05W	LMC	\$3,826.54
			6624368	2020 CV3 PS Jewish Family Service (Food Pantry staffing needs)	05W	LMC	\$4,422.62
			6624375	2020 CV3 PS Jewish Family Service (Food Pantry staffing needs)	05W	LMC	\$3,549.72
			6636226	2020 CV3 PS Jewish Family Service (Food Pantry staffing needs)	05W	LMC	\$3,152.81
			6636233	2020 CV3 PS Jewish Family Service (Food Pantry staffing needs)	05W	LMC	\$4,546.30
			6637305	2020 CV3 PS Jewish Family Service (Food Pantry staffing needs)	05W	LMC	\$5,337.58
		4666	6582347	2020 CV3 PS Legal Aid Society of Orange County Bar Assoc	05C	LMC	\$19,229.65



Office of Community Planning and Development
U.S. Department of Housing and Urban Development
Integrated Disbursement and Information System
PR26 - CDBG-CV Financial Summary Report
Orange County , FL

DATE: 12-01-25
TIME: 9:07
PAGE: 9

Plan Year	IDIS Project	IDIS Activity	Voucher Number	Activity Name	Matrix Code	National Objective	Drawn Amount
2020	19	4666	6582364	2020 CV3 PS Legal Aid Society of Orange County Bar Assoc	05C	LMC	\$4,840.92
			6582371	2020 CV3 PS Legal Aid Society of Orange County Bar Assoc	05C	LMC	\$10,949.86
			6605560	2020 CV3 PS Legal Aid Society of Orange County Bar Assoc	05C	LMC	\$13,549.34
			6608255	2020 CV3 PS Legal Aid Society of Orange County Bar Assoc	05C	LMC	\$15,318.07
			6611739	2020 CV3 PS Legal Aid Society of Orange County Bar Assoc	05C	LMC	\$13,188.22
			6635883	2020 CV3 PS Legal Aid Society of Orange County Bar Assoc	05C	LMC	\$14,795.35
			6644466	2020 CV3 PS Legal Aid Society of Orange County Bar Assoc	05C	LMC	\$19,770.26
			6661209	2020 CV3 PS Legal Aid Society of Orange County Bar Assoc	05C	LMC	\$34,475.05
			6661216	2020 CV3 PS Legal Aid Society of Orange County Bar Assoc	05C	LMC	\$23,312.96
			6666958	2020 CV3 PS Legal Aid Society of Orange County Bar Assoc	05C	LMC	\$22,783.29
			6681195	2020 CV3 PS Legal Aid Society of Orange County Bar Assoc	05C	LMC	\$32,843.48
			6809215	2020 CV3 PS Legal Aid Society of Orange County Bar Assoc	05C	LMC	\$16,341.71
			6826321	2020 CV3 PS Legal Aid Society of Orange County Bar Assoc	05C	LMC	\$20,297.92
			6827878	2020 CV3 PS Legal Aid Society of Orange County Bar Assoc	05C	LMC	\$8,335.10
			6841568	2020 CV3 PS Legal Aid Society of Orange County Bar Assoc	05C	LMC	\$29,968.82
		4667	6569362	2020 CV3 PS LGBT+ Center Orlando	05X	LMC	\$2,097.19
			6569371	2020 CV3 PS LGBT+ Center Orlando	05X	LMC	\$3,369.20
			6569377	2020 CV3 PS LGBT+ Center Orlando	05X	LMC	\$3,996.12
			6569895	2020 CV3 PS LGBT+ Center Orlando	05X	LMC	\$3,455.60
			6601481	2020 CV3 PS LGBT+ Center Orlando	05X	LMC	\$3,487.00
			6601491	2020 CV3 PS LGBT+ Center Orlando	05X	LMC	\$5,289.83
			6603100	2020 CV3 PS LGBT+ Center Orlando	05X	LMC	\$3,731.12
			6603122	2020 CV3 PS LGBT+ Center Orlando	05X	LMC	\$3,622.27
			6628966	2020 CV3 PS LGBT+ Center Orlando	05X	LMC	\$3,791.25
			6653696	2020 CV3 PS LGBT+ Center Orlando	05X	LMC	\$3,622.27
			6653708	2020 CV3 PS LGBT+ Center Orlando	05X	LMC	\$3,755.09
			6653711	2020 CV3 PS LGBT+ Center Orlando	05X	LMC	\$7,287.58
		4668	6568960	2020 CV3 PS Life Concepts (Quest)	05B	LMC	\$3,761.11
			6568961	2020 CV3 PS Life Concepts (Quest)	05B	LMC	\$631.33
			6594477	2020 CV3 PS Life Concepts (Quest)	05B	LMC	\$8,599.67
			6601494	2020 CV3 PS Life Concepts (Quest)	05B	LMC	\$8,052.66
			6601816	2020 CV3 PS Life Concepts (Quest)	05B	LMC	\$105.78
			6604591	2020 CV3 PS Life Concepts (Quest)	05B	LMC	\$455.42
			6604597	2020 CV3 PS Life Concepts (Quest)	05B	LMC	\$12,394.03
		4669	6585679	2020 CV3 PS Lighthouse Central Florida	05B	LMC	\$4,061.38
			6587310	2020 CV3 PS Lighthouse Central Florida	05B	LMC	\$5,288.09
			6591180	2020 CV3 PS Lighthouse Central Florida	05B	LMC	\$1,704.76
			6605907	2020 CV3 PS Lighthouse Central Florida	05B	LMC	\$5,818.71
			6606972	2020 CV3 PS Lighthouse Central Florida	05B	LMC	\$8,841.12
			6614554	2020 CV3 PS Lighthouse Central Florida	05B	LMC	\$6,448.79
			6645778	2020 CV3 PS Lighthouse Central Florida	05B	LMC	\$3,606.26
			6645787	2020 CV3 PS Lighthouse Central Florida	05B	LMC	\$5,888.29
			6648147	2020 CV3 PS Lighthouse Central Florida	05B	LMC	\$3,342.60
		4670	6621602	2020 CV3 PS Pathways Drop-In Center	03T	LMC	\$2,806.14
			6621613	2020 CV3 PS Pathways Drop-In Center	03T	LMC	\$3,707.74
			6621622	2020 CV3 PS Pathways Drop-In Center	03T	LMC	\$3,601.44
			6625594	2020 CV3 PS Pathways Drop-In Center	03T	LMC	\$3,728.99
			6647816	2020 CV3 PS Pathways Drop-In Center	03T	LMC	\$9,825.18
			6654453	2020 CV3 PS Pathways Drop-In Center	03T	LMC	\$14,927.84
			6676276	2020 CV3 PS Pathways Drop-In Center	03T	LMC	\$3,736.38
			6676294	2020 CV3 PS Pathways Drop-In Center	03T	LMC	\$15,492.10
			6676298	2020 CV3 PS Pathways Drop-In Center	03T	LMC	\$10,755.13
			6688768	2020 CV3 PS Pathways Drop-In Center	03T	LMC	\$7,099.21
			6723521	2020 CV3 PS Pathways Drop-In Center	03T	LMC	\$5,719.67
			6740349	2020 CV3 PS Pathways Drop-In Center	03T	LMC	\$12,074.65
			6742551	2020 CV3 PS Pathways Drop-In Center	03T	LMC	\$5,681.28
			6751852	2020 CV3 PS Pathways Drop-In Center	03T	LMC	\$14,614.38
		4671	6600287	2020 CV3 PS Primrose Center	05B	LMC	\$21,539.36
			6623240	2020 CV3 PS Primrose Center	05B	LMC	\$36,998.56
			6644372	2020 CV3 PS Primrose Center	05B	LMC	\$31,379.29
			6647159	2020 CV3 PS Primrose Center	05B	LMC	\$33,103.56



Office of Community Planning and Development
U.S. Department of Housing and Urban Development
Integrated Disbursement and Information System
PR26 - CDBG-CV Financial Summary Report
Orange County , FL

DATE: 12-01-25
TIME: 9:07
PAGE: 10

Plan Year	IDIS Project	IDIS Activity	Voucher Number	Activity Name	Matrix Code	National Objective	Drawn Amount
2020	19	4671	6648438	2020 CV3 PS Primrose Center	05B	LMC	\$49,076.71
			6649840	2020 CV3 PS Primrose Center	05B	LMC	\$32,551.61
			6650122	2020 CV3 PS Primrose Center	05B	LMC	\$34,045.85
			6654186	2020 CV3 PS Primrose Center	05B	LMC	\$35,227.87
			6655206	2020 CV3 PS Primrose Center	05B	LMC	\$35,271.27
			6661242	2020 CV3 PS Primrose Center	05B	LMC	\$31,212.35
			6678865	2020 CV3 PS Primrose Center	05B	LMC	\$9,593.57
		4672	6571062	2020 CV3 PS United Against Poverty	05O	LMC	\$9,350.63
			6571520	2020 CV3 PS United Against Poverty	05O	LMC	\$18,172.64
			6571530	2020 CV3 PS United Against Poverty	05O	LMC	\$17,293.80
			6571537	2020 CV3 PS United Against Poverty	05O	LMC	\$26,157.79
			6571550	2020 CV3 PS United Against Poverty	05O	LMC	\$17,548.54
			6571553	2020 CV3 PS United Against Poverty	05O	LMC	\$16,893.76
			6611890	2020 CV3 PS United Against Poverty	05O	LMC	\$15,237.57
			6612350	2020 CV3 PS United Against Poverty	05O	LMC	\$18,044.20
			6613558	2020 CV3 PS United Against Poverty	05O	LMC	\$25,970.80
			6635507	2020 CV3 PS United Against Poverty	05O	LMC	\$425.93
			6635642	2020 CV3 PS United Against Poverty	05O	LMC	\$21,279.62
			6636195	2020 CV3 PS United Against Poverty	05O	LMC	\$3,624.71
		4673	6612611	2020 CV3 PS Zebra Coalition	05X	LMC	\$4,693.79
			6612736	2020 CV3 PS Zebra Coalition	05X	LMC	\$4,699.34
			6612742	2020 CV3 PS Zebra Coalition	05X	LMC	\$4,693.76
			6627155	2020 CV3 PS Zebra Coalition	05X	LMC	\$4,693.76
			6627541	2020 CV3 PS Zebra Coalition	05X	LMC	\$4,832.68
			6629445	2020 CV3 PS Zebra Coalition	05X	LMC	\$5,206.67
			6647046	2020 CV3 PS Zebra Coalition	05X	LMC	\$5,115.09
			6653965	2020 CV3 PS Zebra Coalition	05X	LMC	\$4,711.28
			6665431	2020 CV3 PS Zebra Coalition	05X	LMC	\$4,711.28
			6688183	2020 CV3 PS Zebra Coalition	05X	LMC	\$5,257.71
		4810	6616943	2020 CV3 PS Hair in Motion Apprenticeship Training Program	05H	LMCSV	\$7,062.00
			6625361	2020 CV3 PS Hair in Motion Apprenticeship Training Program	05H	LMCSV	\$11,220.00
			6642337	2020 CV3 PS Hair in Motion Apprenticeship Training Program	05H	LMCSV	\$12,408.00
			6642342	2020 CV3 PS Hair in Motion Apprenticeship Training Program	05H	LMCSV	\$15,510.00
			6642358	2020 CV3 PS Hair in Motion Apprenticeship Training Program	05H	LMCSV	\$12,408.00
			6661196	2020 CV3 PS Hair in Motion Apprenticeship Training Program	05H	LMCSV	\$12,408.00
			6677606	2020 CV3 PS Hair in Motion Apprenticeship Training Program	05H	LMCSV	\$12,848.00
			6683794	2020 CV3 PS Hair in Motion Apprenticeship Training Program	05H	LMCSV	\$12,518.00
			6683931	2020 CV3 PS Hair in Motion Apprenticeship Training Program	05H	LMCSV	\$3,618.00
		5097	6872700	2020-24 CV3 PS Community Legal Services of Mid Florida	05C	LMC	\$4,436.20
			6872714	2020-24 CV3 PS Community Legal Services of Mid Florida	05C	LMC	\$11,104.18
			6875975	2020-24 CV3 PS Community Legal Services of Mid Florida	05C	LMC	\$13,122.84
			6884239	2020-24 CV3 PS Community Legal Services of Mid Florida	05C	LMC	\$11,995.57
			6884243	2020-24 CV3 PS Community Legal Services of Mid Florida	05C	LMC	\$12,309.04
			6884245	2020-24 CV3 PS Community Legal Services of Mid Florida	05C	LMC	\$11,504.71
			6884248	2020-24 CV3 PS Community Legal Services of Mid Florida	05C	LMC	\$10,843.96
			6884250	2020-24 CV3 PS Community Legal Services of Mid Florida	05C	LMC	\$7,984.03
			6898083	2020-24 CV3 PS Community Legal Services of Mid Florida	05C	LMC	\$9,483.27
			6898087	2020-24 CV3 PS Community Legal Services of Mid Florida	05C	LMC	\$9,946.56
			6904203	2020-24 CV3 PS Community Legal Services of Mid Florida	05C	LMC	\$7,269.64
Total							\$10,801,236.50

LINE 16 DETAIL: ACTIVITIES INCLUDED IN THE COMPUTATION OF LINE 16

Plan Year	IDIS Project	IDIS Activity	Voucher Number	Activity Name	Matrix Code	National Objective	Drawn Amount
2020	2	4399	6418788	2020 CV CIP Winter Park Housing Authority (Tuscany)	05Z	LMC	\$7,500.00
			6511509	2020 CV CIP Winter Park Housing Authority (Tuscany)	05Z	LMC	\$8,500.00
	3	4380	6457621	2020 CV PS Center for Independent Living	05B	LMC	\$4,875.79
			6458995	2020 CV PS Center for Independent Living	05B	LMC	\$5,009.92
			6459030	2020 CV PS Center for Independent Living	05B	LMC	\$5,752.15



Office of Community Planning and Development
U.S. Department of Housing and Urban Development
Integrated Disbursement and Information System
PR26 - CDBG-CV Financial Summary Report
Orange County , FL

DATE: 12-01-25
TIME: 9:07
PAGE: 11

Plan Year	IDIS Project	IDIS Activity	Voucher Number	Activity Name	Matrix Code	National Objective	Drawn Amount
2020	3	4380	6479727	2020 CV PS Center for Independent Living	05B	LMC	\$8,014.88
			6479764	2020 CV PS Center for Independent Living	05B	LMC	\$5,516.21
			6486202	2020 CV PS Center for Independent Living	05B	LMC	\$4,469.20
			6486312	2020 CV PS Center for Independent Living	05B	LMC	\$5,096.68
			6512767	2020 CV PS Center for Independent Living	05B	LMC	\$400.00
			6512780	2020 CV PS Center for Independent Living	05B	LMC	\$400.00
			6512799	2020 CV PS Center for Independent Living	05B	LMC	\$400.00
			6512808	2020 CV PS Center for Independent Living	05B	LMC	\$400.00
			6512830	2020 CV PS Center for Independent Living	05B	LMC	\$400.00
			6542091	2020 CV PS Center for Independent Living	05B	LMC	\$2,099.61
			6546360	2020 CV PS Center for Independent Living	05B	LMC	\$4,512.75
			6546372	2020 CV PS Center for Independent Living	05B	LMC	\$1,117.98
			6547223	2020 CV PS Center for Independent Living	05B	LMC	\$1,134.84
		4381	6435037	2020 CV PS Coalition for the Homeless	03T	LMC	\$1,189.18
			6449378	2020 CV PS Coalition for the Homeless	03T	LMC	\$8,663.72
			6461017	2020 CV PS Coalition for the Homeless	03T	LMC	\$2,444.80
			6462315	2020 CV PS Coalition for the Homeless	03T	LMC	\$17,925.84
			6462655	2020 CV PS Coalition for the Homeless	03T	LMC	\$5,713.73
			6465853	2020 CV PS Coalition for the Homeless	03T	LMC	\$8,074.64
			6469302	2020 CV PS Coalition for the Homeless	03T	LMC	\$31,422.80
			6472924	2020 CV PS Coalition for the Homeless	03T	LMC	\$19,703.33
			6491099	2020 CV PS Coalition for the Homeless	03T	LMC	\$27,621.07
			6507696	2020 CV PS Coalition for the Homeless	03T	LMC	\$23,711.63
			6519329	2020 CV PS Coalition for the Homeless	03T	LMC	\$31,706.55
			6519945	2020 CV PS Coalition for the Homeless	03T	LMC	\$31,591.75
			6546590	2020 CV PS Coalition for the Homeless	03T	LMC	\$1,833.31
			6552247	2020 CV PS Coalition for the Homeless	03T	LMC	\$64,542.86
			6552270	2020 CV PS Coalition for the Homeless	03T	LMC	\$55,118.92
			6558131	2020 CV PS Coalition for the Homeless	03T	LMC	\$55,379.20
		4382	6454713	2020 CV PS Community Coordinated Care for the Children	05L	LMC	\$3,798.44
			6457063	2020 CV PS Community Coordinated Care for the Children	05L	LMC	\$9,731.99
			6457452	2020 CV PS Community Coordinated Care for the Children	05L	LMC	\$10,934.24
			6475338	2020 CV PS Community Coordinated Care for the Children	05L	LMC	\$9,258.86
			6475340	2020 CV PS Community Coordinated Care for the Children	05L	LMC	\$4,674.74
			6482818	2020 CV PS Community Coordinated Care for the Children	05L	LMC	\$9,702.44
			6483034	2020 CV PS Community Coordinated Care for the Children	05L	LMC	\$7,962.02
			6509325	2020 CV PS Community Coordinated Care for the Children	05L	LMC	\$6,318.83
			6520060	2020 CV PS Community Coordinated Care for the Children	05L	LMC	\$52,905.32
			6543810	2020 CV PS Community Coordinated Care for the Children	05L	LMC	\$10,848.57
			6544017	2020 CV PS Community Coordinated Care for the Children	05L	LMC	\$8,346.43
			6544025	2020 CV PS Community Coordinated Care for the Children	05L	LMC	\$9,239.79
			6831075	2020 CV PS Community Coordinated Care for the Children	05L	LMC	\$5,383.40
			6831077	2020 CV PS Community Coordinated Care for the Children	05L	LMC	\$4,669.84
			6831079	2020 CV PS Community Coordinated Care for the Children	05L	LMC	\$2,690.10
		4383	6446695	2020 CV PS Community Legal Service	05C	LMC	\$7,242.34
			6449480	2020 CV PS Community Legal Service	05C	LMC	\$17,772.08
			6459078	2020 CV PS Community Legal Service	05C	LMC	\$13,885.83
			6479410	2020 CV PS Community Legal Service	05C	LMC	\$52,382.01
			6496433	2020 CV PS Community Legal Service	05C	LMC	\$13,143.22
			6497149	2020 CV PS Community Legal Service	05C	LMC	\$10,847.82
			6498356	2020 CV PS Community Legal Service	05C	LMC	\$43,647.22
			6502683	2020 CV PS Community Legal Service	05C	LMC	\$18,010.75
			6547024	2020 CV PS Community Legal Service	05C	LMC	\$14,712.52
			6547182	2020 CV PS Community Legal Service	05C	LMC	\$25,194.94
			6547205	2020 CV PS Community Legal Service	05C	LMC	\$13,762.59
			6551169	2020 CV PS Community Legal Service	05C	LMC	\$9,991.01
			6564730	2020 CV PS Community Legal Service	05C	LMC	\$21.93
			6564734	2020 CV PS Community Legal Service	05C	LMC	\$115.94
			6566462	2020 CV PS Community Legal Service	05C	LMC	\$318.35
			6567846	2020 CV PS Community Legal Service	05C	LMC	\$401.63
			6568963	2020 CV PS Community Legal Service	05C	LMC	\$164.90



Office of Community Planning and Development
U.S. Department of Housing and Urban Development
Integrated Disbursement and Information System
PR26 - CDBG-CV Financial Summary Report
Orange County , FL

DATE: 12-01-25
TIME: 9:07
PAGE: 12

Plan Year	IDIS Project	IDIS Activity	Voucher Number	Activity Name	Matrix Code	National Objective	Drawn Amount
2020	3	4384	6455380	2020 CV PS Covenant House Florida	03T	LMC	\$3,360.88
			6461321	2020 CV PS Covenant House Florida	03T	LMC	\$3,885.14
			6467626	2020 CV PS Covenant House Florida	03T	LMC	\$4,197.08
			6472256	2020 CV PS Covenant House Florida	03T	LMC	\$10,719.36
			6478002	2020 CV PS Covenant House Florida	03T	LMC	\$8,034.54
			6480082	2020 CV PS Covenant House Florida	03T	LMC	\$6,240.63
			6505578	2020 CV PS Covenant House Florida	03T	LMC	\$5,322.11
			6505679	2020 CV PS Covenant House Florida	03T	LMC	\$6,211.99
			6507627	2020 CV PS Covenant House Florida	03T	LMC	\$5,314.03
			6552920	2020 CV PS Covenant House Florida	03T	LMC	\$6,397.81
			6552987	2020 CV PS Covenant House Florida	03T	LMC	\$3,257.43
		4385	6485748	2020 CV PS Hispanic Federation	05X	LMH	\$1,878.31
			6498281	2020 CV PS Hispanic Federation	05X	LMH	\$10,167.85
			6498631	2020 CV PS Hispanic Federation	05X	LMH	\$9,805.98
			6549877	2020 CV PS Hispanic Federation	05X	LMH	\$43,970.08
			6549878	2020 CV PS Hispanic Federation	05X	LMH	\$51,633.80
			6550152	2020 CV PS Hispanic Federation	05X	LMH	\$22,049.82
			6550231	2020 CV PS Hispanic Federation	05X	LMH	\$24,278.29
			6551765	2020 CV PS Hispanic Federation	05X	LMH	\$3,792.93
			6551922	2020 CV PS Hispanic Federation	05X	LMH	\$48,041.74
		4387	6457067	2020 CV PS Jewish Family Services (Rental Assistance)	05Q	LMC	\$693.91
			6457072	2020 CV PS Jewish Family Services (Rental Assistance)	05Q	LMC	\$2,827.89
			6457076	2020 CV PS Jewish Family Services (Rental Assistance)	05Q	LMC	\$143,402.05
			6468997	2020 CV PS Jewish Family Services (Rental Assistance)	05Q	LMC	\$551.57
			6469586	2020 CV PS Jewish Family Services (Rental Assistance)	05Q	LMC	\$120,131.41
			6472986	2020 CV PS Jewish Family Services (Rental Assistance)	05Q	LMC	\$160,928.16
			6473354	2020 CV PS Jewish Family Services (Rental Assistance)	05Q	LMC	\$144,121.81
			6492215	2020 CV PS Jewish Family Services (Rental Assistance)	05Q	LMC	\$4,466.62
			6519884	2020 CV PS Jewish Family Services (Rental Assistance)	05Q	LMC	\$463.51
			6543994	2020 CV PS Jewish Family Services (Rental Assistance)	05Q	LMC	\$59,224.73
			6544028	2020 CV PS Jewish Family Services (Rental Assistance)	05Q	LMC	\$102,537.68
			6546409	2020 CV PS Jewish Family Services (Rental Assistance)	05Q	LMC	\$276,500.66
		4388	6461314	2020 CV PS Jewish Family Services (Food Pantry staff)	05W	LMC	\$3,635.94
			6461315	2020 CV PS Jewish Family Services (Food Pantry staff)	05W	LMC	\$3,945.84
			6461316	2020 CV PS Jewish Family Services (Food Pantry staff)	05W	LMC	\$3,839.09
			6470236	2020 CV PS Jewish Family Services (Food Pantry staff)	05W	LMC	\$4,241.38
			6470242	2020 CV PS Jewish Family Services (Food Pantry staff)	05W	LMC	\$3,555.20
			6470381	2020 CV PS Jewish Family Services (Food Pantry staff)	05W	LMC	\$4,242.99
			6479860	2020 CV PS Jewish Family Services (Food Pantry staff)	05W	LMC	\$3,752.96
			6492053	2020 CV PS Jewish Family Services (Food Pantry staff)	05W	LMC	\$3,752.96
			6513577	2020 CV PS Jewish Family Services (Food Pantry staff)	05W	LMC	\$4,033.64
		4389	6494330	2020 CV PS LifeStream Behavioral Center	03T	LMC	\$4,824.84
			6498686	2020 CV PS LifeStream Behavioral Center	03T	LMC	\$8,887.82
			6498687	2020 CV PS LifeStream Behavioral Center	03T	LMC	\$11,342.07
			6515945	2020 CV PS LifeStream Behavioral Center	03T	LMC	\$140.50
			6530323	2020 CV PS LifeStream Behavioral Center	03T	LMC	\$2,254.18
			6546663	2020 CV PS LifeStream Behavioral Center	03T	LMC	\$3,589.84
			6546664	2020 CV PS LifeStream Behavioral Center	03T	LMC	\$1,700.00
			6579301	2020 CV PS LifeStream Behavioral Center	03T	LMC	\$3,510.75
		4390	6459079	2020 CV PS Seniors First	05A	LMC	\$2,899.23
			6459081	2020 CV PS Seniors First	05A	LMC	\$12,451.34
			6460464	2020 CV PS Seniors First	05A	LMC	\$1,811.28
			6460469	2020 CV PS Seniors First	05A	LMC	\$1,710.09
			6466539	2020 CV PS Seniors First	05A	LMC	\$1,851.16
			6500879	2020 CV PS Seniors First	05A	LMC	\$16,734.60
			6529166	2020 CV PS Seniors First	05A	LMC	\$2,654.01
			6529182	2020 CV PS Seniors First	05A	LMC	\$1,268.28
			6547387	2020 CV PS Seniors First	05A	LMC	\$31,638.17
			6551545	2020 CV PS Seniors First	05A	LMC	\$31,168.20
			6551689	2020 CV PS Seniors First	05A	LMC	\$32,806.72
			6552886	2020 CV PS Seniors First	05A	LMC	\$23,006.43



Office of Community Planning and Development
U.S. Department of Housing and Urban Development
Integrated Disbursement and Information System
PR26 - CDBG-CV Financial Summary Report
Orange County , FL

DATE: 12-01-25
TIME: 9:07
PAGE: 13

Plan Year	IDIS Project	IDIS Activity	Voucher Number	Activity Name	Matrix Code	National Objective	Drawn Amount
2020	3	4391	6416548	2020 CV PS SOS by Urbander	05H	LMA	\$3,000.00
			6461317	2020 CV PS SOS by Urbander	05H	LMA	\$1,500.00
			6461319	2020 CV PS SOS by Urbander	05H	LMA	\$1,500.00
			6496418	2020 CV PS SOS by Urbander	05H	LMA	\$750.00
			6508604	2020 CV PS SOS by Urbander	05H	LMA	\$750.00
			6515084	2020 CV PS SOS by Urbander	05H	LMA	\$4,750.00
			6551623	2020 CV PS SOS by Urbander	05H	LMA	\$4,950.00
			6551673	2020 CV PS SOS by Urbander	05H	LMA	\$4,000.00
			6551851	2020 CV PS SOS by Urbander	05H	LMA	\$1,500.00
			6551853	2020 CV PS SOS by Urbander	05H	LMA	\$750.00
			6551854	2020 CV PS SOS by Urbander	05H	LMA	\$750.00
		4392	6500198	2020 CV PS The Jobs Partnership	05H	LMC	\$5,832.66
			6500212	2020 CV PS The Jobs Partnership	05H	LMC	\$5,068.30
			6510877	2020 CV PS The Jobs Partnership	05H	LMC	\$5,398.90
			6518392	2020 CV PS The Jobs Partnership	05H	LMC	\$5,148.82
			6521276	2020 CV PS The Jobs Partnership	05H	LMC	\$3,755.51
			6521281	2020 CV PS The Jobs Partnership	05H	LMC	\$4,399.80
			6545413	2020 CV PS The Jobs Partnership	05H	LMC	\$6,205.46
			6593132	2020 CV PS The Jobs Partnership	05H	LMC	\$4,546.82
			6593135	2020 CV PS The Jobs Partnership	05H	LMC	\$4,690.25
			6593138	2020 CV PS The Jobs Partnership	05H	LMC	\$4,655.55
		4393	6489520	2020 CV PS United Against Poverty	05Z	LMC	\$8,210.06
			6489522	2020 CV PS United Against Poverty	05Z	LMC	\$7,873.87
			6489801	2020 CV PS United Against Poverty	05Z	LMC	\$9,972.36
			6491171	2020 CV PS United Against Poverty	05Z	LMC	\$22,455.42
			6491181	2020 CV PS United Against Poverty	05Z	LMC	\$16,340.56
			6491509	2020 CV PS United Against Poverty	05Z	LMC	\$16,497.07
			6491512	2020 CV PS United Against Poverty	05Z	LMC	\$16,492.94
			6491514	2020 CV PS United Against Poverty	05Z	LMC	\$17,058.24
			6494370	2020 CV PS United Against Poverty	05Z	LMC	\$23,335.62
			6494384	2020 CV PS United Against Poverty	05Z	LMC	\$13,435.26
			6500830	2020 CV PS United Against Poverty	05Z	LMC	\$13,365.22
			6523107	2020 CV PS United Against Poverty	05Z	LMC	\$18,965.50
		4394	6499684	2020 CV PS Grand Avenue (Pathlight Home for Covid)	05Z	LMC	\$435.75
			6499738	2020 CV PS Grand Avenue (Pathlight Home for Covid)	05Z	LMC	\$2,421.16
			6499783	2020 CV PS Grand Avenue (Pathlight Home for Covid)	05Z	LMC	\$2,837.88
			6508491	2020 CV PS Grand Avenue (Pathlight Home for Covid)	05Z	LMC	\$7,427.98
			6508582	2020 CV PS Grand Avenue (Pathlight Home for Covid)	05Z	LMC	\$4,840.88
			6508594	2020 CV PS Grand Avenue (Pathlight Home for Covid)	05Z	LMC	\$6,621.79
			6531581	2020 CV PS Grand Avenue (Pathlight Home for Covid)	05Z	LMC	\$4,179.68
			6534482	2020 CV PS Grand Avenue (Pathlight Home for Covid)	05Z	LMC	\$1,642.64
			6534640	2020 CV PS Grand Avenue (Pathlight Home for Covid)	05Z	LMC	\$3,610.24
	18	4751	6665580	2020 CV3 CIP Jewish Family Sercices (Food Pantry)	05W	LMC	\$41,711.03
	19	4650	6610964	2020 CV3 PS Aspire (Detox Program)	05F	LMC	\$8,947.75
			6610965	2020 CV3 PS Aspire (Detox Program)	05F	LMC	\$11,811.03
			6611230	2020 CV3 PS Aspire (Detox Program)	05F	LMC	\$10,379.39
			6628797	2020 CV3 PS Aspire (Detox Program)	05F	LMC	\$18,611.32
			6634566	2020 CV3 PS Aspire (Detox Program)	05F	LMC	\$22,906.24
			6634584	2020 CV3 PS Aspire (Detox Program)	05F	LMC	\$18,611.32
			6654874	2020 CV3 PS Aspire (Detox Program)	05F	LMC	\$17,179.68
			6676281	2020 CV3 PS Aspire (Detox Program)	05F	LMC	\$21,474.60
			6676282	2020 CV3 PS Aspire (Detox Program)	05F	LMC	\$3,221.19
			6676285	2020 CV3 PS Aspire (Detox Program)	05F	LMC	\$3,937.01
			6676323	2020 CV3 PS Aspire (Detox Program)	05F	LMC	\$3,221.19
			6676325	2020 CV3 PS Aspire (Detox Program)	05F	LMC	\$1,431.64
			6676327	2020 CV3 PS Aspire (Detox Program)	05F	LMC	\$3,579.10
			6678610	2020 CV3 PS Aspire (Detox Program)	05F	LMC	\$21,832.51
		4651	6623159	2020 CV3 PS Catholic Charities (food Pantry)	05W	LMA	\$1,508.61
			6623164	2020 CV3 PS Catholic Charities (food Pantry)	05W	LMA	\$2,524.61
			6623169	2020 CV3 PS Catholic Charities (food Pantry)	05W	LMA	\$2,532.50
			6623180	2020 CV3 PS Catholic Charities (food Pantry)	05W	LMA	\$3,799.61



Office of Community Planning and Development
U.S. Department of Housing and Urban Development
Integrated Disbursement and Information System
PR26 - CDBG-CV Financial Summary Report
Orange County , FL

DATE: 12-01-25
TIME: 9:07
PAGE: 14

Plan Year	IDIS Project	IDIS Activity	Voucher Number	Activity Name	Matrix Code	National Objective	Drawn Amount
2020	19	4651	6623205	2020 CV3 PS Catholic Charities (food Pantry)	05W	LMA	\$2,535.96
			6623211	2020 CV3 PS Catholic Charities (food Pantry)	05W	LMA	\$2,535.96
			6623218	2020 CV3 PS Catholic Charities (food Pantry)	05W	LMA	\$2,540.78
			6623223	2020 CV3 PS Catholic Charities (food Pantry)	05W	LMA	\$2,524.61
			6641990	2020 CV3 PS Catholic Charities (food Pantry)	05W	LMA	\$3,047.80
			6655699	2020 CV3 PS Catholic Charities (food Pantry)	05W	LMA	\$4,377.81
			6669033	2020 CV3 PS Catholic Charities (food Pantry)	05W	LMA	\$2,071.75
		4652	6614625	2020 CV3 PS Catholic Charities (housing stability)	05U	LMC	\$3,272.38
			6614647	2020 CV3 PS Catholic Charities (housing stability)	05U	LMC	\$4,959.43
			6614651	2020 CV3 PS Catholic Charities (housing stability)	05U	LMC	\$3,295.47
			6614655	2020 CV3 PS Catholic Charities (housing stability)	05U	LMC	\$699.38
			6614700	2020 CV3 PS Catholic Charities (housing stability)	05U	LMC	\$3,389.80
			6614714	2020 CV3 PS Catholic Charities (housing stability)	05U	LMC	\$3,270.93
			6614718	2020 CV3 PS Catholic Charities (housing stability)	05U	LMC	\$3,271.33
			6614724	2020 CV3 PS Catholic Charities (housing stability)	05U	LMC	\$2,774.09
			6656767	2020 CV3 PS Catholic Charities (housing stability)	05U	LMC	\$7,606.60
			6656817	2020 CV3 PS Catholic Charities (housing stability)	05U	LMC	\$5,558.66
			6666459	2020 CV3 PS Catholic Charities (housing stability)	05U	LMC	\$4,656.65
			6684964	2020 CV3 PS Catholic Charities (housing stability)	05U	LMC	\$1,094.94
			6684968	2020 CV3 PS Catholic Charities (housing stability)	05U	LMC	\$1,639.82
			6684973	2020 CV3 PS Catholic Charities (housing stability)	05U	LMC	\$1,258.85
			6684976	2020 CV3 PS Catholic Charities (housing stability)	05U	LMC	\$974.17
			6684980	2020 CV3 PS Catholic Charities (housing stability)	05U	LMC	\$1,222.21
			6684984	2020 CV3 PS Catholic Charities (housing stability)	05U	LMC	\$1,055.29
		4653	6604603	2020 CV3 PS Coalition for the Homeless	05H	LMC	\$2,832.85
			6610067	2020 CV3 PS Coalition for the Homeless	05H	LMC	\$11,605.47
			6610070	2020 CV3 PS Coalition for the Homeless	05H	LMC	\$8,413.41
			6612028	2020 CV3 PS Coalition for the Homeless	05H	LMC	\$10,992.54
			6612038	2020 CV3 PS Coalition for the Homeless	05H	LMC	\$5,091.72
			6612053	2020 CV3 PS Coalition for the Homeless	05H	LMC	\$8,714.71
			6624505	2020 CV3 PS Coalition for the Homeless	05H	LMC	\$12,723.71
			6653767	2020 CV3 PS Coalition for the Homeless	05H	LMC	\$12,831.37
			6655013	2020 CV3 PS Coalition for the Homeless	05H	LMC	\$9,072.82
			6728302	2020 CV3 PS Coalition for the Homeless	05H	LMC	\$8,326.85
			6732631	2020 CV3 PS Coalition for the Homeless	05H	LMC	\$7,101.63
		4654	6571046	2020 CV3 PS Community Coordinated Care for Children	05L	LMC	\$39,719.02
			6571057	2020 CV3 PS Community Coordinated Care for Children	05L	LMC	\$4,924.05
			6571060	2020 CV3 PS Community Coordinated Care for Children	05L	LMC	\$23,947.12
			6603154	2020 CV3 PS Community Coordinated Care for Children	05L	LMC	\$35,770.98
			6607799	2020 CV3 PS Community Coordinated Care for Children	05L	LMC	\$21,569.81
			6608221	2020 CV3 PS Community Coordinated Care for Children	05L	LMC	\$12,753.17
			6621746	2020 CV3 PS Community Coordinated Care for Children	05L	LMC	\$12,535.12
			6634678	2020 CV3 PS Community Coordinated Care for Children	05L	LMC	\$13,554.15
			6643103	2020 CV3 PS Community Coordinated Care for Children	05L	LMC	\$14,999.64
			6647012	2020 CV3 PS Community Coordinated Care for Children	05L	LMC	\$11,125.96
			6665631	2020 CV3 PS Community Coordinated Care for Children	05L	LMC	\$11,657.05
			6678944	2020 CV3 PS Community Coordinated Care for Children	05L	LMC	\$4,759.42
		4655	6604523	2020 CV3 PS Community Legal Services of Mid Florida	05C	LMC	\$13,424.96
			6605927	2020 CV3 PS Community Legal Services of Mid Florida	05C	LMC	\$12,910.30
			6609318	2020 CV3 PS Community Legal Services of Mid Florida	05C	LMC	\$11,215.47
			6612114	2020 CV3 PS Community Legal Services of Mid Florida	05C	LMC	\$10,476.54
			6626987	2020 CV3 PS Community Legal Services of Mid Florida	05C	LMC	\$13,350.32
			6636238	2020 CV3 PS Community Legal Services of Mid Florida	05C	LMC	\$20,484.27
			6637608	2020 CV3 PS Community Legal Services of Mid Florida	05C	LMC	\$13,291.46
			6655706	2020 CV3 PS Community Legal Services of Mid Florida	05C	LMC	\$25,035.20
			6662604	2020 CV3 PS Community Legal Services of Mid Florida	05C	LMC	\$17,416.23
			6679280	2020 CV3 PS Community Legal Services of Mid Florida	05C	LMC	\$33,936.05
			6682018	2020 CV3 PS Community Legal Services of Mid Florida	05C	LMC	\$54,493.25
			6683456	2020 CV3 PS Community Legal Services of Mid Florida	05C	LMC	\$1,387.34
			6684770	2020 CV3 PS Community Legal Services of Mid Florida	05C	LMC	\$1,710.71
			6687534	2020 CV3 PS Community Legal Services of Mid Florida	05C	LMC	\$2,974.70



Office of Community Planning and Development
U.S. Department of Housing and Urban Development
Integrated Disbursement and Information System
PR26 - CDBG-CV Financial Summary Report
Orange County , FL

DATE: 12-01-25
TIME: 9:07
PAGE: 15

Plan Year	IDIS Project	IDIS Activity	Voucher Number	Activity Name	Matrix Code	National Objective	Drawn Amount
2020	19	4655	6689523	2020 CV3 PS Community Legal Services of Mid Florida	05C	LMC	\$4,400.00
			6697919	2020 CV3 PS Community Legal Services of Mid Florida	05C	LMC	\$47,046.50
		4656	6603128	2020 CV3 PS Covenant House Florida	05D	LMC	\$2,472.51
			6605536	2020 CV3 PS Covenant House Florida	05D	LMC	\$6,020.78
			6605547	2020 CV3 PS Covenant House Florida	05D	LMC	\$4,287.61
			6608264	2020 CV3 PS Covenant House Florida	05D	LMC	\$3,992.19
			6609322	2020 CV3 PS Covenant House Florida	05D	LMC	\$4,328.08
			6609329	2020 CV3 PS Covenant House Florida	05D	LMC	\$3,345.62
			6634688	2020 CV3 PS Covenant House Florida	05D	LMC	\$2,377.79
			6637592	2020 CV3 PS Covenant House Florida	05D	LMC	\$3,963.58
			6661635	2020 CV3 PS Covenant House Florida	05D	LMC	\$5,303.69
			6662587	2020 CV3 PS Covenant House Florida	05D	LMC	\$4,053.65
			6676520	2020 CV3 PS Covenant House Florida	05D	LMC	\$4,060.84
			6688731	2020 CV3 PS Covenant House Florida	05D	LMC	\$4,212.50
			6717831	2020 CV3 PS Covenant House Florida	05D	LMC	\$3,854.68
			6735785	2020 CV3 PS Covenant House Florida	05D	LMC	\$4,089.82
		4657	6568959	2020 CV3 PS Grand Ave (job readiness)	05H	LMA	\$3,580.00
			6574697	2020 CV3 PS Grand Ave (job readiness)	05H	LMA	\$4,907.62
			6612632	2020 CV3 PS Grand Ave (job readiness)	05H	LMA	\$8,621.47
			6612656	2020 CV3 PS Grand Ave (job readiness)	05H	LMA	\$8,603.09
			6619456	2020 CV3 PS Grand Ave (job readiness)	05H	LMA	\$11,071.71
			6621694	2020 CV3 PS Grand Ave (job readiness)	05H	LMA	\$8,635.79
			6628135	2020 CV3 PS Grand Ave (job readiness)	05H	LMA	\$8,526.18
			6634669	2020 CV3 PS Grand Ave (job readiness)	05H	LMA	\$8,644.44
			6637850	2020 CV3 PS Grand Ave (job readiness)	05H	LMA	\$7,209.84
			6655109	2020 CV3 PS Grand Ave (job readiness)	05H	LMA	\$11,369.56
			6666965	2020 CV3 PS Grand Ave (job readiness)	05H	LMA	\$7,051.33
			6680539	2020 CV3 PS Grand Ave (job readiness)	05H	LMA	\$7,972.35
		4658	6591182	2020 CV3 PS Health Care Center for the Homeless	05M	LMA	\$34,277.60
			6591183	2020 CV3 PS Health Care Center for the Homeless	05M	LMA	\$59,805.76
			6593250	2020 CV3 PS Health Care Center for the Homeless	05M	LMA	\$36,869.72
			6593543	2020 CV3 PS Health Care Center for the Homeless	05M	LMA	\$51,315.85
			6610958	2020 CV3 PS Health Care Center for the Homeless	05M	LMA	\$44,649.49
			6618063	2020 CV3 PS Health Care Center for the Homeless	05M	LMA	\$35,806.75
			6618108	2020 CV3 PS Health Care Center for the Homeless	05M	LMA	\$33,381.96
			6633046	2020 CV3 PS Health Care Center for the Homeless	05M	LMA	\$34,047.30
			6647090	2020 CV3 PS Health Care Center for the Homeless	05M	LMA	\$22,491.04
			6654229	2020 CV3 PS Health Care Center for the Homeless	05M	LMA	\$22,448.99
			6676525	2020 CV3 PS Health Care Center for the Homeless	05M	LMA	\$16,589.51
			6680543	2020 CV3 PS Health Care Center for the Homeless	05M	LMA	\$1,393.98
			6681880	2020 CV3 PS Health Care Center for the Homeless	05M	LMA	\$25,523.18
			6688368	2020 CV3 PS Health Care Center for the Homeless	05M	LMA	\$41,961.71
		4659	6569983	2020 CV3 PS Hispanic Federation (housing stability)	05X	LMC	\$3,400.02
			6569984	2020 CV3 PS Hispanic Federation (housing stability)	05X	LMC	\$3,847.64
			6569985	2020 CV3 PS Hispanic Federation (housing stability)	05X	LMC	\$3,847.64
			6592467	2020 CV3 PS Hispanic Federation (housing stability)	05X	LMC	\$3,847.64
			6603064	2020 CV3 PS Hispanic Federation (housing stability)	05X	LMC	\$3,847.64
			6605681	2020 CV3 PS Hispanic Federation (housing stability)	05X	LMC	\$5,771.45
			6635333	2020 CV3 PS Hispanic Federation (housing stability)	05X	LMC	\$3,959.86
			6635511	2020 CV3 PS Hispanic Federation (housing stability)	05X	LMC	\$4,097.42
			6653389	2020 CV3 PS Hispanic Federation (housing stability)	05X	LMC	\$4,097.42
			6653462	2020 CV3 PS Hispanic Federation (housing stability)	05X	LMC	\$4,097.42
			6665593	2020 CV3 PS Hispanic Federation (housing stability)	05X	LMC	\$4,097.42
			6680532	2020 CV3 PS Hispanic Federation (housing stability)	05X	LMC	\$4,097.42
			6688150	2020 CV3 PS Hispanic Federation (housing stability)	05X	LMC	\$991.00
		4660	6560512	2020 CV3 PS Hispanic Federation (CV19 education and outreach)	05M	LMC	\$3,942.81
			6560951	2020 CV3 PS Hispanic Federation (CV19 education and outreach)	05M	LMC	\$1,831.40
			6561217	2020 CV3 PS Hispanic Federation (CV19 education and outreach)	05M	LMC	\$5,040.38
			6569982	2020 CV3 PS Hispanic Federation (CV19 education and outreach)	05M	LMC	\$8,075.25
			6571568	2020 CV3 PS Hispanic Federation (CV19 education and outreach)	05M	LMC	\$8,780.10
			6593660	2020 CV3 PS Hispanic Federation (CV19 education and outreach)	05M	LMC	\$11,973.43



Office of Community Planning and Development
U.S. Department of Housing and Urban Development
Integrated Disbursement and Information System
PR26 - CDBG-CV Financial Summary Report
Orange County , FL

DATE: 12-01-25
TIME: 9:07
PAGE: 16

Plan Year	IDIS Project	IDIS Activity	Voucher Number	Activity Name	Matrix Code	National Objective	Drawn Amount
2020	19	4660	6603076	2020 CV3 PS Hispanic Federation (CV19 education and outreach)	05M	LMC	\$4,061.31
			6605567	2020 CV3 PS Hispanic Federation (CV19 education and outreach)	05M	LMC	\$9,610.03
			6605574	2020 CV3 PS Hispanic Federation (CV19 education and outreach)	05M	LMC	\$6,235.85
			6636222	2020 CV3 PS Hispanic Federation (CV19 education and outreach)	05M	LMC	\$4,085.98
			6636227	2020 CV3 PS Hispanic Federation (CV19 education and outreach)	05M	LMC	\$5,483.04
			6640422	2020 CV3 PS Hispanic Federation (CV19 education and outreach)	05M	LMC	\$4,635.21
			6640570	2020 CV3 PS Hispanic Federation (CV19 education and outreach)	05M	LMC	\$1,242.77
		4661	6623092	2020 CV3 PS Hope Community Center	05X	LMC	\$4,782.13
			6623097	2020 CV3 PS Hope Community Center	05X	LMC	\$3,188.09
			6623111	2020 CV3 PS Hope Community Center	05X	LMC	\$3,252.46
			6623121	2020 CV3 PS Hope Community Center	05X	LMC	\$1,912.86
			6623127	2020 CV3 PS Hope Community Center	05X	LMC	\$3,188.09
			6623131	2020 CV3 PS Hope Community Center	05X	LMC	\$3,188.09
			6623144	2020 CV3 PS Hope Community Center	05X	LMC	\$3,252.46
			6625278	2020 CV3 PS Hope Community Center	05X	LMC	\$3,478.10
			6627144	2020 CV3 PS Hope Community Center	05X	LMC	\$5,036.55
			6648125	2020 CV3 PS Hope Community Center	05X	LMC	\$1,149.89
			6648128	2020 CV3 PS Hope Community Center	05X	LMC	\$456.53
			6648142	2020 CV3 PS Hope Community Center	05X	LMC	\$526.28
			6648154	2020 CV3 PS Hope Community Center	05X	LMC	\$7,767.86
			6653939	2020 CV3 PS Hope Community Center	05X	LMC	\$5,632.52
			6659594	2020 CV3 PS Hope Community Center	05X	LMC	\$3,188.09
		4662	6674263	2020 CV3 PS HANDS	05X	LMC	\$24,880.00
			6674276	2020 CV3 PS HANDS	05X	LMC	\$15,938.18
			6674281	2020 CV3 PS HANDS	05X	LMC	\$21,976.90
			6674386	2020 CV3 PS HANDS	05X	LMC	\$14,419.90
			6674464	2020 CV3 PS HANDS	05X	LMC	\$28,778.55
			6674469	2020 CV3 PS HANDS	05X	LMC	\$19,641.49
			6674504	2020 CV3 PS HANDS	05X	LMC	\$14,089.85
			6674512	2020 CV3 PS HANDS	05X	LMC	\$18,195.99
			6676369	2020 CV3 PS HANDS	05X	LMC	\$16,278.35
			6676372	2020 CV3 PS HANDS	05X	LMC	\$14,231.48
			6678340	2020 CV3 PS HANDS	05X	LMC	\$5,569.32
			6680496	2020 CV3 PS HANDS	05X	LMC	\$5,999.99
		4663	6574696	2020 CV3 PS IDIGNITY	05C	LMC	\$5,428.83
			6574698	2020 CV3 PS IDIGNITY	05C	LMC	\$5,237.10
			6592873	2020 CV3 PS IDIGNITY	05C	LMC	\$5,160.52
			6597060	2020 CV3 PS IDIGNITY	05C	LMC	\$5,414.90
			6610058	2020 CV3 PS IDIGNITY	05C	LMC	\$6,553.60
			6621250	2020 CV3 PS IDIGNITY	05C	LMC	\$8,987.28
			6621303	2020 CV3 PS IDIGNITY	05C	LMC	\$3,166.13
			6638033	2020 CV3 PS IDIGNITY	05C	LMC	\$2,578.31
			6641969	2020 CV3 PS IDIGNITY	05C	LMC	\$11,091.20
			6653958	2020 CV3 PS IDIGNITY	05C	LMC	\$476.87
			6665468	2020 CV3 PS IDIGNITY	05C	LMC	\$7,716.21
			6678901	2020 CV3 PS IDIGNITY	05C	LMC	\$2,369.05
		4664	6560728	2020 CV3 PS Jewish Family Service (housing stability)	05X	LMC	\$1,261.23
			6567414	2020 CV3 PS Jewish Family Service (housing stability)	05X	LMC	\$4,760.66
			6594735	2020 CV3 PS Jewish Family Service (housing stability)	05X	LMC	\$3,982.12
			6594736	2020 CV3 PS Jewish Family Service (housing stability)	05X	LMC	\$4,092.21
			6624389	2020 CV3 PS Jewish Family Service (housing stability)	05X	LMC	\$4,817.02
			6624398	2020 CV3 PS Jewish Family Service (housing stability)	05X	LMC	\$4,099.06
			6638020	2020 CV3 PS Jewish Family Service (housing stability)	05X	LMC	\$5,063.64
			6638027	2020 CV3 PS Jewish Family Service (housing stability)	05X	LMC	\$4,161.71
			6653954	2020 CV3 PS Jewish Family Service (housing stability)	05X	LMC	\$4,178.20
			6666446	2020 CV3 PS Jewish Family Service (housing stability)	05X	LMC	\$2,353.47
		4665	6559339	2020 CV3 PS Jewish Family Service (Food Pantry staffing needs)	05W	LMC	\$3,278.98
			6559382	2020 CV3 PS Jewish Family Service (Food Pantry staffing needs)	05W	LMC	\$3,582.39
			6559444	2020 CV3 PS Jewish Family Service (Food Pantry staffing needs)	05W	LMC	\$4,298.26
			6559722	2020 CV3 PS Jewish Family Service (Food Pantry staffing needs)	05W	LMC	\$3,510.89
			6567401	2020 CV3 PS Jewish Family Service (Food Pantry staffing needs)	05W	LMC	\$3,661.06



Office of Community Planning and Development
U.S. Department of Housing and Urban Development
Integrated Disbursement and Information System
PR26 - CDBG-CV Financial Summary Report
Orange County , FL

DATE: 12-01-25
TIME: 9:07
PAGE: 17

Plan Year	IDIS Project	IDIS Activity	Voucher Number	Activity Name	Matrix Code	National Objective	Drawn Amount
2020	19	4665	6592351	2020 CV3 PS Jewish Family Service (Food Pantry staffing needs)	05W	LMC	\$3,747.85
			6594634	2020 CV3 PS Jewish Family Service (Food Pantry staffing needs)	05W	LMC	\$3,826.54
			6624368	2020 CV3 PS Jewish Family Service (Food Pantry staffing needs)	05W	LMC	\$4,422.62
			6624375	2020 CV3 PS Jewish Family Service (Food Pantry staffing needs)	05W	LMC	\$3,549.72
			6636226	2020 CV3 PS Jewish Family Service (Food Pantry staffing needs)	05W	LMC	\$3,152.81
			6636233	2020 CV3 PS Jewish Family Service (Food Pantry staffing needs)	05W	LMC	\$4,546.30
			6637305	2020 CV3 PS Jewish Family Service (Food Pantry staffing needs)	05W	LMC	\$5,337.58
		4666	6582347	2020 CV3 PS Legal Aid Society of Orange County Bar Assoc	05C	LMC	\$19,229.65
			6582364	2020 CV3 PS Legal Aid Society of Orange County Bar Assoc	05C	LMC	\$4,840.92
			6582371	2020 CV3 PS Legal Aid Society of Orange County Bar Assoc	05C	LMC	\$10,949.86
			6605560	2020 CV3 PS Legal Aid Society of Orange County Bar Assoc	05C	LMC	\$13,549.34
			6608255	2020 CV3 PS Legal Aid Society of Orange County Bar Assoc	05C	LMC	\$15,318.07
			6611739	2020 CV3 PS Legal Aid Society of Orange County Bar Assoc	05C	LMC	\$13,188.22
			6635883	2020 CV3 PS Legal Aid Society of Orange County Bar Assoc	05C	LMC	\$14,795.35
			6644466	2020 CV3 PS Legal Aid Society of Orange County Bar Assoc	05C	LMC	\$19,770.26
			6661209	2020 CV3 PS Legal Aid Society of Orange County Bar Assoc	05C	LMC	\$34,475.05
			6661216	2020 CV3 PS Legal Aid Society of Orange County Bar Assoc	05C	LMC	\$23,312.96
			6666958	2020 CV3 PS Legal Aid Society of Orange County Bar Assoc	05C	LMC	\$22,783.29
			6681195	2020 CV3 PS Legal Aid Society of Orange County Bar Assoc	05C	LMC	\$32,843.48
			6809215	2020 CV3 PS Legal Aid Society of Orange County Bar Assoc	05C	LMC	\$16,341.71
			6826321	2020 CV3 PS Legal Aid Society of Orange County Bar Assoc	05C	LMC	\$20,297.92
			6827878	2020 CV3 PS Legal Aid Society of Orange County Bar Assoc	05C	LMC	\$8,335.10
			6841568	2020 CV3 PS Legal Aid Society of Orange County Bar Assoc	05C	LMC	\$29,968.82
		4667	6569362	2020 CV3 PS LGBT+ Center Orlando	05X	LMC	\$2,097.19
			6569371	2020 CV3 PS LGBT+ Center Orlando	05X	LMC	\$3,369.20
			6569377	2020 CV3 PS LGBT+ Center Orlando	05X	LMC	\$3,996.12
			6569895	2020 CV3 PS LGBT+ Center Orlando	05X	LMC	\$3,455.60
			6601481	2020 CV3 PS LGBT+ Center Orlando	05X	LMC	\$3,487.00
			6601491	2020 CV3 PS LGBT+ Center Orlando	05X	LMC	\$5,289.83
			6603100	2020 CV3 PS LGBT+ Center Orlando	05X	LMC	\$3,731.12
			6603122	2020 CV3 PS LGBT+ Center Orlando	05X	LMC	\$3,622.27
			6628966	2020 CV3 PS LGBT+ Center Orlando	05X	LMC	\$3,791.25
			6653696	2020 CV3 PS LGBT+ Center Orlando	05X	LMC	\$3,622.27
			6653708	2020 CV3 PS LGBT+ Center Orlando	05X	LMC	\$3,755.09
			6653711	2020 CV3 PS LGBT+ Center Orlando	05X	LMC	\$7,287.58
		4668	6568960	2020 CV3 PS Life Concepts (Quest)	05B	LMC	\$3,761.11
			6568961	2020 CV3 PS Life Concepts (Quest)	05B	LMC	\$631.33
			6594477	2020 CV3 PS Life Concepts (Quest)	05B	LMC	\$8,599.67
			6601494	2020 CV3 PS Life Concepts (Quest)	05B	LMC	\$8,052.66
			6601816	2020 CV3 PS Life Concepts (Quest)	05B	LMC	\$105.78
			6604591	2020 CV3 PS Life Concepts (Quest)	05B	LMC	\$455.42
			6604597	2020 CV3 PS Life Concepts (Quest)	05B	LMC	\$12,394.03
		4669	6585679	2020 CV3 PS Lighthouse Central Florida	05B	LMC	\$4,061.38
			6587310	2020 CV3 PS Lighthouse Central Florida	05B	LMC	\$5,288.09
			6591180	2020 CV3 PS Lighthouse Central Florida	05B	LMC	\$1,704.76
			6605907	2020 CV3 PS Lighthouse Central Florida	05B	LMC	\$5,818.71
			6606972	2020 CV3 PS Lighthouse Central Florida	05B	LMC	\$8,841.12
			6614554	2020 CV3 PS Lighthouse Central Florida	05B	LMC	\$6,448.79
			6645778	2020 CV3 PS Lighthouse Central Florida	05B	LMC	\$3,606.26
			6645787	2020 CV3 PS Lighthouse Central Florida	05B	LMC	\$5,888.29
			6648147	2020 CV3 PS Lighthouse Central Florida	05B	LMC	\$3,342.60
		4670	6621602	2020 CV3 PS Pathways Drop-In Center	03T	LMC	\$2,806.14
			6621613	2020 CV3 PS Pathways Drop-In Center	03T	LMC	\$3,707.74
			6621622	2020 CV3 PS Pathways Drop-In Center	03T	LMC	\$3,601.44
			6625594	2020 CV3 PS Pathways Drop-In Center	03T	LMC	\$3,728.99
			6647816	2020 CV3 PS Pathways Drop-In Center	03T	LMC	\$9,825.18
			6654453	2020 CV3 PS Pathways Drop-In Center	03T	LMC	\$14,927.84
			6676276	2020 CV3 PS Pathways Drop-In Center	03T	LMC	\$3,736.38
			6676294	2020 CV3 PS Pathways Drop-In Center	03T	LMC	\$15,492.10
			6676298	2020 CV3 PS Pathways Drop-In Center	03T	LMC	\$10,755.13
			6688768	2020 CV3 PS Pathways Drop-In Center	03T	LMC	\$7,099.21



Office of Community Planning and Development
U.S. Department of Housing and Urban Development
Integrated Disbursement and Information System
PR26 - CDBG-CV Financial Summary Report
Orange County , FL

DATE: 12-01-25
TIME: 9:07
PAGE: 18

Plan Year	IDIS Project	IDIS Activity	Voucher Number	Activity Name	Matrix Code	National Objective	Drawn Amount
2020	19	4670	6723521	2020 CV3 PS Pathways Drop-In Center	03T	LMC	\$5,719.67
			6740349	2020 CV3 PS Pathways Drop-In Center	03T	LMC	\$12,074.65
			6742551	2020 CV3 PS Pathways Drop-In Center	03T	LMC	\$5,681.28
			6751852	2020 CV3 PS Pathways Drop-In Center	03T	LMC	\$14,614.38
		4671	6600287	2020 CV3 PS Primrose Center	05B	LMC	\$21,539.36
			6623240	2020 CV3 PS Primrose Center	05B	LMC	\$36,998.56
			6644372	2020 CV3 PS Primrose Center	05B	LMC	\$31,379.29
			6647159	2020 CV3 PS Primrose Center	05B	LMC	\$33,103.56
			6648438	2020 CV3 PS Primrose Center	05B	LMC	\$49,076.71
			6649840	2020 CV3 PS Primrose Center	05B	LMC	\$32,551.61
			6650122	2020 CV3 PS Primrose Center	05B	LMC	\$34,045.85
			6654186	2020 CV3 PS Primrose Center	05B	LMC	\$35,227.87
			6655206	2020 CV3 PS Primrose Center	05B	LMC	\$35,271.27
			6661242	2020 CV3 PS Primrose Center	05B	LMC	\$31,212.35
			6678865	2020 CV3 PS Primrose Center	05B	LMC	\$9,593.57
		4672	6571062	2020 CV3 PS United Against Poverty	05O	LMC	\$9,350.63
			6571520	2020 CV3 PS United Against Poverty	05O	LMC	\$18,172.64
			6571530	2020 CV3 PS United Against Poverty	05O	LMC	\$17,293.80
			6571537	2020 CV3 PS United Against Poverty	05O	LMC	\$26,157.79
			6571550	2020 CV3 PS United Against Poverty	05O	LMC	\$17,548.54
			6571553	2020 CV3 PS United Against Poverty	05O	LMC	\$16,893.76
			6611890	2020 CV3 PS United Against Poverty	05O	LMC	\$15,237.57
			6612350	2020 CV3 PS United Against Poverty	05O	LMC	\$18,044.20
			6613558	2020 CV3 PS United Against Poverty	05O	LMC	\$25,970.80
			6635507	2020 CV3 PS United Against Poverty	05O	LMC	\$425.93
			6635642	2020 CV3 PS United Against Poverty	05O	LMC	\$21,279.62
			6636195	2020 CV3 PS United Against Poverty	05O	LMC	\$3,624.71
		4673	6612611	2020 CV3 PS Zebra Coalition	05X	LMC	\$4,693.79
			6612736	2020 CV3 PS Zebra Coalition	05X	LMC	\$4,699.34
			6612742	2020 CV3 PS Zebra Coalition	05X	LMC	\$4,693.76
			6627155	2020 CV3 PS Zebra Coalition	05X	LMC	\$4,693.76
			6627541	2020 CV3 PS Zebra Coalition	05X	LMC	\$4,832.68
			6629445	2020 CV3 PS Zebra Coalition	05X	LMC	\$5,206.67
			6647046	2020 CV3 PS Zebra Coalition	05X	LMC	\$5,115.09
			6653965	2020 CV3 PS Zebra Coalition	05X	LMC	\$4,711.28
			6665431	2020 CV3 PS Zebra Coalition	05X	LMC	\$4,711.28
			6688183	2020 CV3 PS Zebra Coalition	05X	LMC	\$5,257.71
		4810	6616943	2020 CV3 PS Hair in Motion Apprenticeship Training Program	05H	LMCSV	\$7,062.00
			6625361	2020 CV3 PS Hair in Motion Apprenticeship Training Program	05H	LMCSV	\$11,220.00
			6642337	2020 CV3 PS Hair in Motion Apprenticeship Training Program	05H	LMCSV	\$12,408.00
			6642342	2020 CV3 PS Hair in Motion Apprenticeship Training Program	05H	LMCSV	\$15,510.00
			6642358	2020 CV3 PS Hair in Motion Apprenticeship Training Program	05H	LMCSV	\$12,408.00
			6661196	2020 CV3 PS Hair in Motion Apprenticeship Training Program	05H	LMCSV	\$12,408.00
			6677606	2020 CV3 PS Hair in Motion Apprenticeship Training Program	05H	LMCSV	\$12,848.00
			6683794	2020 CV3 PS Hair in Motion Apprenticeship Training Program	05H	LMCSV	\$12,518.00
			6683931	2020 CV3 PS Hair in Motion Apprenticeship Training Program	05H	LMCSV	\$3,618.00
		5097	6872700	2020-24 CV3 PS Community Legal Services of Mid Florida	05C	LMC	\$4,436.20
			6872714	2020-24 CV3 PS Community Legal Services of Mid Florida	05C	LMC	\$11,104.18
			6875975	2020-24 CV3 PS Community Legal Services of Mid Florida	05C	LMC	\$13,122.84
			6884239	2020-24 CV3 PS Community Legal Services of Mid Florida	05C	LMC	\$11,995.57
			6884243	2020-24 CV3 PS Community Legal Services of Mid Florida	05C	LMC	\$12,309.04
			6884245	2020-24 CV3 PS Community Legal Services of Mid Florida	05C	LMC	\$11,504.71
			6884248	2020-24 CV3 PS Community Legal Services of Mid Florida	05C	LMC	\$10,843.96
			6884250	2020-24 CV3 PS Community Legal Services of Mid Florida	05C	LMC	\$7,984.03
			6898083	2020-24 CV3 PS Community Legal Services of Mid Florida	05C	LMC	\$9,483.27
			6898087	2020-24 CV3 PS Community Legal Services of Mid Florida	05C	LMC	\$9,946.56
			6904203	2020-24 CV3 PS Community Legal Services of Mid Florida	05C	LMC	\$7,269.64
Total							\$6,022,207.23

LINE 19 DETAIL: ACTIVITIES INCLUDED IN THE COMPUTATION OF LINE 19



Office of Community Planning and Development
U.S. Department of Housing and Urban Development
Integrated Disbursement and Information System
PR26 - CDBG-CV Financial Summary Report
Orange County , FL

DATE: 12-01-25
TIME: 9:07
PAGE: 19

Plan Year	IDIS Project	IDIS Activity	Voucher Number	Activity Name	Matrix Code	National Objective	Drawn Amount
2020	4	4379	6414629	2020 CV CDBG Administration	21A		\$4,368.97
			6419191	2020 CV CDBG Administration	21A		\$1,944.77
			6419984	2020 CV CDBG Administration	21A		\$590.34
			6421132	2020 CV CDBG Administration	21A		\$49.90
			6440748	2020 CV CDBG Administration	21A		\$4,446.49
			6445835	2020 CV CDBG Administration	21A		\$3,867.70
			6447028	2020 CV CDBG Administration	21A		\$10,915.20
			6449152	2020 CV CDBG Administration	21A		\$2,000.00
			6449326	2020 CV CDBG Administration	21A		\$9,528.62
			6453039	2020 CV CDBG Administration	21A		\$1,003.59
			6453501	2020 CV CDBG Administration	21A		\$832.80
			6453507	2020 CV CDBG Administration	21A		\$832.80
			6453510	2020 CV CDBG Administration	21A		\$458.04
			6453514	2020 CV CDBG Administration	21A		\$832.80
			6453517	2020 CV CDBG Administration	21A		\$437.22
			6453519	2020 CV CDBG Administration	21A		\$499.68
			6453522	2020 CV CDBG Administration	21A		\$666.24
			6453525	2020 CV CDBG Administration	21A		\$499.68
			6453527	2020 CV CDBG Administration	21A		\$603.78
			6453535	2020 CV CDBG Administration	21A		\$499.68
			6454090	2020 CV CDBG Administration	21A		\$832.80
			6454093	2020 CV CDBG Administration	21A		\$832.80
			6454095	2020 CV CDBG Administration	21A		\$832.80
			6454115	2020 CV CDBG Administration	21A		\$395.58
			6454746	2020 CV CDBG Administration	21A		\$4,871.30
			6455358	2020 CV CDBG Administration	21A		\$8,156.10
			6457214	2020 CV CDBG Administration	21A		\$249.84
			6460288	2020 CV CDBG Administration	21A		\$697.47
			6463073	2020 CV CDBG Administration	21A		\$56.21
			6464613	2020 CV CDBG Administration	21A		\$3,329.32
			6464764	2020 CV CDBG Administration	21A		\$10,296.72
			6465973	2020 CV CDBG Administration	21A		\$661.94
			6475242	2020 CV CDBG Administration	21A		\$3,395.17
			6481749	2020 CV CDBG Administration	21A		\$182.17
			6482234	2020 CV CDBG Administration	21A		\$262.33
			6482481	2020 CV CDBG Administration	21A		\$135.33
			6485018	2020 CV CDBG Administration	21A		\$3,395.17
			6486760	2020 CV CDBG Administration	21A		\$12,445.10
			6487194	2020 CV CDBG Administration	21A		\$199.87
			6490784	2020 CV CDBG Administration	21A		\$247.76
			6491765	2020 CV CDBG Administration	21A		\$295.64
			6491797	2020 CV CDBG Administration	21A		\$12,447.36
			6493080	2020 CV CDBG Administration	21A		\$12,293.72
			6496554	2020 CV CDBG Administration	21A		\$3,395.17
			6497241	2020 CV CDBG Administration	21A		\$11,241.84
			6498397	2020 CV CDBG Administration	21A		\$2,614.79
			6499214	2020 CV CDBG Administration	21A		\$60.34
			6504312	2020 CV CDBG Administration	21A		\$114.51
			6507860	2020 CV CDBG Administration	21A		\$549.65
			6508710	2020 CV CDBG Administration	21A		\$3,395.17
			6509381	2020 CV CDBG Administration	21A		\$364.35
			6509435	2020 CV CDBG Administration	21A		\$399.74
			6509506	2020 CV CDBG Administration	21A		\$383.09
			6509612	2020 CV CDBG Administration	21A		\$347.69
			6512850	2020 CV CDBG Administration	21A		\$151.86
			6514440	2020 CV CDBG Administration	21A		\$10,216.57
			6515852	2020 CV CDBG Administration	21A		\$7,628.84
			6516353	2020 CV CDBG Administration	21A		\$7,909.50
			6517061	2020 CV CDBG Administration	21A		\$9,124.39
			6518028	2020 CV CDBG Administration	21A		\$9,234.43



Office of Community Planning and Development
U.S. Department of Housing and Urban Development
Integrated Disbursement and Information System
PR26 - CDBG-CV Financial Summary Report
Orange County , FL

DATE: 12-01-25
TIME: 9:07
PAGE: 20

Plan Year	IDIS Project	IDIS Activity	Voucher Number	Activity Name	Matrix Code	National Objective	Drawn Amount
2020	4	4379	6520032	2020 CV CDBG Administration	21A		\$3,395.17
			6520531	2020 CV CDBG Administration	21A		\$314.38
			6520589	2020 CV CDBG Administration	21A		\$182.10
			6520623	2020 CV CDBG Administration	21A		\$253.55
			6520675	2020 CV CDBG Administration	21A		\$103.72
			6520718	2020 CV CDBG Administration	21A		\$124.92
			6521504	2020 CV CDBG Administration	21A		\$414.90
			6521544	2020 CV CDBG Administration	21A		\$375.72
			6522225	2020 CV CDBG Administration	21A		\$285.82
			6524235	2020 CV CDBG Administration	21A		\$8,761.98
			6524410	2020 CV CDBG Administration	21A		\$306.05
			6524565	2020 CV CDBG Administration	21A		\$7,054.70
			6527213	2020 CV CDBG Administration	21A		\$7,412.38
			6528635	2020 CV CDBG Administration	21A		\$473.68
			6529059	2020 CV CDBG Administration	21A		\$247.82
			6532608	2020 CV CDBG Administration	21A		\$3,395.17
			6534523	2020 CV CDBG Administration	21A		\$334.23
			6534547	2020 CV CDBG Administration	21A		\$749.12
			6534839	2020 CV CDBG Administration	21A		\$726.08
			6536450	2020 CV CDBG Administration	21A		\$5,593.90
			6536693	2020 CV CDBG Administration	21A		\$5,270.67
			6536818	2020 CV CDBG Administration	21A		\$248.54
			6537429	2020 CV CDBG Administration	21A		\$622.35
			6537801	2020 CV CDBG Administration	21A		\$342.29
			6538378	2020 CV CDBG Administration	21A		\$176.97
			6539066	2020 CV CDBG Administration	21A		\$210.02
			6539382	2020 CV CDBG Administration	21A		\$310.22
			6539467	2020 CV CDBG Administration	21A		\$832.80
			6539540	2020 CV CDBG Administration	21A		\$478.86
			6539600	2020 CV CDBG Administration	21A		\$603.78
			6540837	2020 CV CDBG Administration	21A		\$115.25
			6545597	2020 CV CDBG Administration	21A		\$343.53
			6546617	2020 CV CDBG Administration	21A		\$467.91
			6546624	2020 CV CDBG Administration	21A		\$159.04
			6548059	2020 CV CDBG Administration	21A		\$4,942.07
			6548377	2020 CV CDBG Administration	21A		\$5,192.59
			6549146	2020 CV CDBG Administration	21A		\$114.51
			6550102	2020 CV CDBG Administration	21A		\$3,395.17
			6550273	2020 CV CDBG Administration	21A		\$442.56
			6550326	2020 CV CDBG Administration	21A		\$207.45
			6550660	2020 CV CDBG Administration	21A		\$541.67
			6551045	2020 CV CDBG Administration	21A		\$187.96
			6551427	2020 CV CDBG Administration	21A		\$445.09
			6551523	2020 CV CDBG Administration	21A		\$5,652.01
			6551763	2020 CV CDBG Administration	21A		\$311.18
			6551779	2020 CV CDBG Administration	21A		\$301.89
			6551781	2020 CV CDBG Administration	21A		\$187.38
			6551795	2020 CV CDBG Administration	21A		\$180.94
			6551799	2020 CV CDBG Administration	21A		\$352.67
			6551850	2020 CV CDBG Administration	21A		\$247.82
			6553237	2020 CV CDBG Administration	21A		\$5,130.08
			6554967	2020 CV CDBG Administration	21A		\$595.45
			6555059	2020 CV CDBG Administration	21A		\$789.46
			6555184	2020 CV CDBG Administration	21A		\$80.68
			6555417	2020 CV CDBG Administration	21A		\$395.58
			6555487	2020 CV CDBG Administration	21A		\$92.20
			6555887	2020 CV CDBG Administration	21A		\$4,908.10
			6556559	2020 CV CDBG Administration	21A		\$18.44
			6561860	2020 CV CDBG Administration	21A		\$892.00
			6561952	2020 CV CDBG Administration	21A		\$713.60
			6562058	2020 CV CDBG Administration	21A		\$892.00



Office of Community Planning and Development
U.S. Department of Housing and Urban Development
Integrated Disbursement and Information System
PR26 - CDBG-CV Financial Summary Report
Orange County , FL

DATE: 12-01-25
TIME: 9:07
PAGE: 21

Plan Year	IDIS Project	IDIS Activity	Voucher Number	Activity Name	Matrix Code	National Objective	Drawn Amount
2020	4	4379	6564899	2020 CV CDBG Administration	21A		\$403.38
			6564916	2020 CV CDBG Administration	21A		\$246.64
			6564934	2020 CV CDBG Administration	21A		\$421.81
			6565211	2020 CV CDBG Administration	21A		\$119.94
			6565805	2020 CV CDBG Administration	21A		\$295.04
			6565958	2020 CV CDBG Administration	21A		\$258.16
			6566099	2020 CV CDBG Administration	21A		\$115.25
			6566271	2020 CV CDBG Administration	21A		\$149.82
			6566368	2020 CV CDBG Administration	21A		\$179.79
			6566756	2020 CV CDBG Administration	21A		\$5,666.15
			6567161	2020 CV CDBG Administration	21A		\$239.72
			6567280	2020 CV CDBG Administration	21A		\$186.71
			6567805	2020 CV CDBG Administration	21A		\$4,908.10
			6568564	2020 CV CDBG Administration	21A		\$433.06
			6568599	2020 CV CDBG Administration	21A		\$610.03
			6568638	2020 CV CDBG Administration	21A		\$328.96
			6568968	2020 CV CDBG Administration	21A		\$510.09
			6569528	2020 CV CDBG Administration	21A		\$713.60
			6578137	2020 CV CDBG Administration	21A		\$4,908.10
			6579982	2020 CV CDBG Administration	21A		\$133.69
			6580052	2020 CV CDBG Administration	21A		\$5,262.42
			6580410	2020 CV CDBG Administration	21A		\$129.08
			6580965	2020 CV CDBG Administration	21A		\$334.22
			6580969	2020 CV CDBG Administration	21A		\$274.30
			6581968	2020 CV CDBG Administration	21A		\$103.73
			6582057	2020 CV CDBG Administration	21A		\$514.01
			6582065	2020 CV CDBG Administration	21A		\$546.29
			6582446	2020 CV CDBG Administration	21A		\$470.22
			6582497	2020 CV CDBG Administration	21A		\$467.91
			6583119	2020 CV CDBG Administration	21A		\$66.90
			6583213	2020 CV CDBG Administration	21A		\$334.50
			6583258	2020 CV CDBG Administration	21A		\$267.60
			6583334	2020 CV CDBG Administration	21A		\$62.23
			6583536	2020 CV CDBG Administration	21A		\$573.95
			6583626	2020 CV CDBG Administration	21A		\$375.72
			6583692	2020 CV CDBG Administration	21A		\$140.60
			6583865	2020 CV CDBG Administration	21A		\$151.67
			6584647	2020 CV CDBG Administration	21A		\$841.32
			6584952	2020 CV CDBG Administration	21A		\$262.77
			6585026	2020 CV CDBG Administration	21A		\$159.04
			6585686	2020 CV CDBG Administration	21A		\$122.17
			6586241	2020 CV CDBG Administration	21A		\$407.99
			6587317	2020 CV CDBG Administration	21A		\$4,908.10
			6587666	2020 CV CDBG Administration	21A		\$5,366.02
			6588167	2020 CV CDBG Administration	21A		\$5,511.74
			6590161	2020 CV CDBG Administration	21A		\$265.08
			6591694	2020 CV CDBG Administration	21A		\$156.10
			6592063	2020 CV CDBG Administration	21A		\$318.78
			6593747	2020 CV CDBG Administration	21A		\$111.50
			6593767	2020 CV CDBG Administration	21A		\$100.35
			6593768	2020 CV CDBG Administration	21A		\$283.51
			6593821	2020 CV CDBG Administration	21A		\$334.50
			6593933	2020 CV CDBG Administration	21A		\$312.20
			6593976	2020 CV CDBG Administration	21A		\$379.10
			6594019	2020 CV CDBG Administration	21A		\$111.50
			6594411	2020 CV CDBG Administration	21A		\$822.89
			6594435	2020 CV CDBG Administration	21A		\$679.98
			6595006	2020 CV CDBG Administration	21A		\$142.91
			6595252	2020 CV CDBG Administration	21A		\$50.71
			6595484	2020 CV CDBG Administration	21A		\$267.60
			6595562	2020 CV CDBG Administration	21A		\$216.67



Office of Community Planning and Development
U.S. Department of Housing and Urban Development
Integrated Disbursement and Information System
PR26 - CDBG-CV Financial Summary Report
Orange County , FL

DATE: 12-01-25
TIME: 9:07
PAGE: 22

Plan Year	IDIS Project	IDIS Activity	Voucher Number	Activity Name	Matrix Code	National Objective	Drawn Amount
2020	4	4379	6595584	2020 CV CDBG Administration	21A		\$283.52
			6595656	2020 CV CDBG Administration	21A		\$172.88
			6595898	2020 CV CDBG Administration	21A		\$334.22
			6597896	2020 CV CDBG Administration	21A		\$245.30
			6598241	2020 CV CDBG Administration	21A		\$111.50
			6600121	2020 CV CDBG Administration	21A		\$5,601.89
			6600800	2020 CV CDBG Administration	21A		\$4,908.10
			6601562	2020 CV CDBG Administration	21A		\$4,242.15
			6601583	2020 CV CDBG Administration	21A		\$289.90
			6601889	2020 CV CDBG Administration	21A		\$327.42
			6603227	2020 CV CDBG Administration	21A		\$133.80
			6603231	2020 CV CDBG Administration	21A		\$240.84
			6603232	2020 CV CDBG Administration	21A		\$294.36
			6603830	2020 CV CDBG Administration	21A		\$354.97
			6603883	2020 CV CDBG Administration	21A		\$636.18
			6603908	2020 CV CDBG Administration	21A		\$224.74
			6604735	2020 CV CDBG Administration	21A		\$151.67
			6605371	2020 CV CDBG Administration	21A		\$495.58
			6605932	2020 CV CDBG Administration	21A		\$484.05
			6606588	2020 CV CDBG Administration	21A		\$752.62
			6606589	2020 CV CDBG Administration	21A		\$423.70
			6606640	2020 CV CDBG Administration	21A		\$401.07
			6606849	2020 CV CDBG Administration	21A		\$149.83
			6606989	2020 CV CDBG Administration	21A		\$737.60
			6607119	2020 CV CDBG Administration	21A		\$855.15
			6607124	2020 CV CDBG Administration	21A		\$560.11
			6610478	2020 CV CDBG Administration	21A		\$4,908.10
			6616894	2020 CV CDBG Administration	21A		\$5,467.50
			6617075	2020 CV CDBG Administration	21A		\$245.30
			6617093	2020 CV CDBG Administration	21A		\$356.80
			6617297	2020 CV CDBG Administration	21A		\$200.70
			6617455	2020 CV CDBG Administration	21A		\$289.90
			6617468	2020 CV CDBG Administration	21A		\$100.35
			6617562	2020 CV CDBG Administration	21A		\$289.90
			6617581	2020 CV CDBG Administration	21A		\$289.90
			6617591	2020 CV CDBG Administration	21A		\$451.58
			6617593	2020 CV CDBG Administration	21A		\$403.63
			6617638	2020 CV CDBG Administration	21A		\$200.70
			6617648	2020 CV CDBG Administration	21A		\$5,245.06
			6617695	2020 CV CDBG Administration	21A		\$574.22
			6618145	2020 CV CDBG Administration	21A		\$397.61
			6618745	2020 CV CDBG Administration	21A		\$769.87
			6618751	2020 CV CDBG Administration	21A		\$504.80
			6618753	2020 CV CDBG Administration	21A		\$552.97
			6618754	2020 CV CDBG Administration	21A		\$308.87
			6618769	2020 CV CDBG Administration	21A		\$442.56
			6618993	2020 CV CDBG Administration	21A		\$175.87
			6619035	2020 CV CDBG Administration	21A		\$570.49
			6620717	2020 CV CDBG Administration	21A		\$6,368.71
			6621468	2020 CV CDBG Administration	21A		\$691.30
			6621471	2020 CV CDBG Administration	21A		\$691.30
			6621492	2020 CV CDBG Administration	21A		\$8,547.78
			6621529	2020 CV CDBG Administration	21A		\$361.26
			6621532	2020 CV CDBG Administration	21A		\$441.54
			6623411	2020 CV CDBG Administration	21A		\$4,908.10
			6623525	2020 CV CDBG Administration	21A		\$345.65
			6623735	2020 CV CDBG Administration	21A		\$535.20
			6623772	2020 CV CDBG Administration	21A		\$755.97
			6623810	2020 CV CDBG Administration	21A		\$760.43
			6623960	2020 CV CDBG Administration	21A		\$236.38
			6626729	2020 CV CDBG Administration	21A		\$449.47



Office of Community Planning and Development
U.S. Department of Housing and Urban Development
Integrated Disbursement and Information System
PR26 - CDBG-CV Financial Summary Report
Orange County , FL

DATE: 12-01-25
TIME: 9:07
PAGE: 23

Plan Year	IDIS Project	IDIS Activity	Voucher Number	Activity Name	Matrix Code	National Objective	Drawn Amount
2020	4	4379	6627278	2020 CV CDBG Administration	21A		\$59.70
			6627484	2020 CV CDBG Administration	21A		\$11.52
			6627489	2020 CV CDBG Administration	21A		\$433.34
			6633629	2020 CV CDBG Administration	21A		\$9,377.44
			6633638	2020 CV CDBG Administration	21A		\$4,073.72
			6634415	2020 CV CDBG Administration	21A		\$289.90
			6635264	2020 CV CDBG Administration	21A		\$4,908.10
			6639805	2020 CV CDBG Administration	21A		\$23.05
			6640092	2020 CV CDBG Administration	21A		\$340.07
			6640196	2020 CV CDBG Administration	21A		\$200.70
			6640291	2020 CV CDBG Administration	21A		\$401.40
			6640337	2020 CV CDBG Administration	21A		\$289.90
			6640450	2020 CV CDBG Administration	21A		\$473.88
			6640722	2020 CV CDBG Administration	21A		\$200.70
			6640918	2020 CV CDBG Administration	21A		\$15.90
			6640978	2020 CV CDBG Administration	21A		\$260.46
			6641028	2020 CV CDBG Administration	21A		\$223.58
			6641053	2020 CV CDBG Administration	21A		\$46.10
			6642835	2020 CV CDBG Administration	21A		\$40.34
			6642885	2020 CV CDBG Administration	21A		\$306.57
			6642891	2020 CV CDBG Administration	21A		\$11.53
			6643118	2020 CV CDBG Administration	21A		\$96.12
			6643257	2020 CV CDBG Administration	21A		\$312.20
			6643367	2020 CV CDBG Administration	21A		\$178.40
			6643480	2020 CV CDBG Administration	21A		\$2,408.66
			6643522	2020 CV CDBG Administration	21A		\$55.75
			6643546	2020 CV CDBG Administration	21A		\$490.60
			6643578	2020 CV CDBG Administration	21A		\$312.20
			6643893	2020 CV CDBG Administration	21A		\$5,446.70
			6643935	2020 CV CDBG Administration	21A		\$546.35
			6644319	2020 CV CDBG Administration	21A		\$328.92
			6644336	2020 CV CDBG Administration	21A		\$66.90
			6644380	2020 CV CDBG Administration	21A		\$133.80
			6644401	2020 CV CDBG Administration	21A		\$312.20
			6644454	2020 CV CDBG Administration	21A		\$178.40
			6644554	2020 CV CDBG Administration	21A		\$8.07
			6647851	2020 CV CDBG Administration	21A		\$4,908.10
			6655665	2020 CV CDBG Administration	21A		\$44.60
			6658062	2020 CV CDBG Administration	21A		\$312.20
			6659324	2020 CV CDBG Administration	21A		\$4,908.10
			6661622	2020 CV CDBG Administration	21A		\$3,176.92
			6663465	2020 CV CDBG Administration	21A		\$786.08
			6663954	2020 CV CDBG Administration	21A		\$713.60
			6663967	2020 CV CDBG Administration	21A		\$5.58
			6663978	2020 CV CDBG Administration	21A		\$590.95
			6664027	2020 CV CDBG Administration	21A		\$178.40
			6664060	2020 CV CDBG Administration	21A		\$223.00
			6664135	2020 CV CDBG Administration	21A		\$223.00
			6664664	2020 CV CDBG Administration	21A		\$560.11
			6664689	2020 CV CDBG Administration	21A		\$587.78
			6664988	2020 CV CDBG Administration	21A		\$55.32
			6665143	2020 CV CDBG Administration	21A		\$428.73
			6665392	2020 CV CDBG Administration	21A		\$34.58
			6665666	2020 CV CDBG Administration	21A		\$3,205.57
			6666442	2020 CV CDBG Administration	21A		\$3,919.28
			6666912	2020 CV CDBG Administration	21A		\$145.21
			6668011	2020 CV CDBG Administration	21A		\$3,198.97
			6669451	2020 CV CDBG Administration	21A		\$7,804.82
			6670082	2020 CV CDBG Administration	21A		\$601.61
			6670418	2020 CV CDBG Administration	21A		\$3,570.20
			6673688	2020 CV CDBG Administration	21A		\$6,869.35



Office of Community Planning and Development
U.S. Department of Housing and Urban Development
Integrated Disbursement and Information System
PR26 - CDBG-CV Financial Summary Report
Orange County , FL

DATE: 12-01-25
TIME: 9:07
PAGE: 24

Plan Year	IDIS Project	IDIS Activity	Voucher Number	Activity Name	Matrix Code	National Objective	Drawn Amount
2020	4	4379	6674589	2020 CV CDBG Administration	21A		\$4,908.10
			6675028	2020 CV CDBG Administration	21A		\$223.00
			6675139	2020 CV CDBG Administration	21A		\$267.60
			6676209	2020 CV CDBG Administration	21A		\$223.00
			6676636	2020 CV CDBG Administration	21A		\$133.80
			6676714	2020 CV CDBG Administration	21A		\$6,271.81
			6677203	2020 CV CDBG Administration	21A		\$382.63
			6677223	2020 CV CDBG Administration	21A		\$304.26
			6677238	2020 CV CDBG Administration	21A		\$97.96
			6677357	2020 CV CDBG Administration	21A		\$200.70
			6677368	2020 CV CDBG Administration	21A		\$223.00
			6677384	2020 CV CDBG Administration	21A		\$156.10
			6677399	2020 CV CDBG Administration	21A		\$245.30
			6677440	2020 CV CDBG Administration	21A		\$507.33
			6677710	2020 CV CDBG Administration	21A		\$111.50
			6677746	2020 CV CDBG Administration	21A		\$234.15
			6677765	2020 CV CDBG Administration	21A		\$384.68
			6677780	2020 CV CDBG Administration	21A		\$624.40
			6677823	2020 CV CDBG Administration	21A		\$301.05
			6679806	2020 CV CDBG Administration	21A		\$387.24
			6679852	2020 CV CDBG Administration	21A		\$50.02
			6679898	2020 CV CDBG Administration	21A		\$523.23
			6680312	2020 CV CDBG Administration	21A		\$66.90
			6680358	2020 CV CDBG Administration	21A		\$53.94
			6680722	2020 CV CDBG Administration	21A		\$245.30
			6681860	2020 CV CDBG Administration	21A		\$156.10
			6683795	2020 CV CDBG Administration	21A		\$442.56
			6683834	2020 CV CDBG Administration	21A		\$859.76
			6684011	2020 CV CDBG Administration	21A		\$4,908.10
			6687242	2020 CV CDBG Administration	21A		\$115.48
			6687400	2020 CV CDBG Administration	21A		\$407.99
			6687564	2020 CV CDBG Administration	21A		\$129.54
			6687575	2020 CV CDBG Administration	21A		\$235.11
			6688164	2020 CV CDBG Administration	21A		\$297.34
			6689890	2020 CV CDBG Administration	21A		\$8,380.26
			6690282	2020 CV CDBG Administration	21A		\$105.34
			6690287	2020 CV CDBG Administration	21A		\$472.52
			6690836	2020 CV CDBG Administration	21A		\$98.42
			6691022	2020 CV CDBG Administration	21A		\$6,867.06
			6691290	2020 CV CDBG Administration	21A		\$89.90
			6691470	2020 CV CDBG Administration	21A		\$6.45
			6691572	2020 CV CDBG Administration	21A		\$69.84
			6691736	2020 CV CDBG Administration	21A		\$42.64
			6691755	2020 CV CDBG Administration	21A		\$5,322.67
			6691901	2020 CV CDBG Administration	21A		\$245.30
			6691933	2020 CV CDBG Administration	21A		\$28.81
			6691951	2020 CV CDBG Administration	21A		\$317.78
			6691994	2020 CV CDBG Administration	21A		\$133.80
			6692662	2020 CV CDBG Administration	21A		\$381.33
			6692694	2020 CV CDBG Administration	21A		\$223.00
			6692725	2020 CV CDBG Administration	21A		\$245.30
			6692788	2020 CV CDBG Administration	21A		\$596.52
			6693375	2020 CV CDBG Administration	21A		\$312.20
			6693620	2020 CV CDBG Administration	21A		\$7,209.16
			6694239	2020 CV CDBG Administration	21A		\$405.68
			6694278	2020 CV CDBG Administration	21A		\$269.69
			6694280	2020 CV CDBG Administration	21A		\$239.72
			6694425	2020 CV CDBG Administration	21A		\$225.89
			6694497	2020 CV CDBG Administration	21A		\$36.88
			6694708	2020 CV CDBG Administration	21A		\$4,018.56
			6695202	2020 CV CDBG Administration	21A		\$5,006.27



Office of Community Planning and Development
U.S. Department of Housing and Urban Development
Integrated Disbursement and Information System
PR26 - CDBG-CV Financial Summary Report
Orange County , FL

DATE: 12-01-25
TIME: 9:07
PAGE: 25

Plan Year	IDIS Project	IDIS Activity	Voucher Number	Activity Name	Matrix Code	National Objective	Drawn Amount
2020	4	4379	6695765	2020 CV CDBG Administration	21A		\$178.40
			6696259	2020 CV CDBG Administration	21A		\$108.33
			6701220	2020 CV CDBG Administration	21A		\$490.60
			6704872	2020 CV CDBG Administration	21A		\$5,006.27
			6713567	2020 CV CDBG Administration	21A		\$3,166.57
			6714169	2020 CV CDBG Administration	21A		\$5,006.27
			6714954	2020 CV CDBG Administration	21A		\$2,597.35
			6719414	2020 CV CDBG Administration	21A		\$33.45
			6719560	2020 CV CDBG Administration	21A		\$7.46
			6723131	2020 CV CDBG Administration	21A		\$7.61
			6723628	2020 CV CDBG Administration	21A		\$23.05
			6723632	2020 CV CDBG Administration	21A		\$105.57
			6724057	2020 CV CDBG Administration	21A		\$69.38
			6724224	2020 CV CDBG Administration	21A		\$1.15
			6724757	2020 CV CDBG Administration	21A		\$5,006.27
			6724945	2020 CV CDBG Administration	21A		\$156.10
			6725255	2020 CV CDBG Administration	21A		\$3,034.52
			6725369	2020 CV CDBG Administration	21A		\$206.28
			6727790	2020 CV CDBG Administration	21A		\$156.10
			6728898	2020 CV CDBG Administration	21A		\$26.97
			6730545	2020 CV CDBG Administration	21A		\$234.15
			6734467	2020 CV CDBG Administration	21A		\$16.72
			6735443	2020 CV CDBG Administration	21A		\$5,006.27
			6738290	2020 CV CDBG Administration	21A		\$2,294.29
			6739380	2020 CV CDBG Administration	21A		\$3,188.64
			6742863	2020 CV CDBG Administration	21A		\$457.15
			6743238	2020 CV CDBG Administration	21A		\$163.66
			6744951	2020 CV CDBG Administration	21A		\$15.44
			6744970	2020 CV CDBG Administration	21A		\$5.76
			6745809	2020 CV CDBG Administration	21A		\$3,127.46
			6746841	2020 CV CDBG Administration	21A		\$5,006.27
			6747804	2020 CV CDBG Administration	21A		\$429.28
			6748982	2020 CV CDBG Administration	21A		\$2,519.77
			6754297	2020 CV CDBG Administration	21A		\$2,046.65
			6755466	2020 CV CDBG Administration	21A		\$2,510.16
			6756940	2020 CV CDBG Administration	21A		\$2,371.53
			6758399	2020 CV CDBG Administration	21A		\$5,006.27
			6766278	2020 CV CDBG Administration	21A		\$8.76
			6766617	2020 CV CDBG Administration	21A		\$579.80
			6768928	2020 CV CDBG Administration	21A		\$28.12
			6769028	2020 CV CDBG Administration	21A		\$607.68
			6769786	2020 CV CDBG Administration	21A		\$609.67
			6769970	2020 CV CDBG Administration	21A		\$629.98
			6771232	2020 CV CDBG Administration	21A		\$5,006.27
			6778121	2020 CV CDBG Administration	21A		\$1,960.73
			6780924	2020 CV CDBG Administration	21A		\$2,343.87
			6781825	2020 CV CDBG Administration	21A		\$5,006.27
			6784253	2020 CV CDBG Administration	21A		\$2,162.85
			6786848	2020 CV CDBG Administration	21A		\$13.83
			6790219	2020 CV CDBG Administration	21A		\$2,555.37
			6791170	2020 CV CDBG Administration	21A		\$1,656.02
			6792009	2020 CV CDBG Administration	21A		\$1,720.32
			6792606	2020 CV CDBG Administration	21A		\$38.53
			6793878	2020 CV CDBG Administration	21A		\$5,006.27
			6793936	2020 CV CDBG Administration	21A		\$1,266.66
			6796063	2020 CV CDBG Administration	21A		\$4,442.88
			6797247	2020 CV CDBG Administration	21A		\$26.05
			6798528	2020 CV CDBG Administration	21A		\$2,056.54
			6800494	2020 CV CDBG Administration	21A		\$351.22
			6800589	2020 CV CDBG Administration	21A		\$741.18
			6802160	2020 CV CDBG Administration	21A		\$755.75



Office of Community Planning and Development
U.S. Department of Housing and Urban Development
Integrated Disbursement and Information System
PR26 - CDBG-CV Financial Summary Report
Orange County , FL

DATE: 12-01-25
TIME: 9:07
PAGE: 26

Plan Year	IDIS Project	IDIS Activity	Voucher Number	Activity Name	Matrix Code	National Objective	Drawn Amount
2020	4	4379	6803851	2020 CV CDBG Administration	21A		\$5,006.27
			6807078	2020 CV CDBG Administration	21A		\$1,298.77
			6810007	2020 CV CDBG Administration	21A		\$110.64
			6810294	2020 CV CDBG Administration	21A		\$21.90
			6813167	2020 CV CDBG Administration	21A		\$1,234.37
			6818805	2020 CV CDBG Administration	21A		\$1,389.36
			6820430	2020 CV CDBG Administration	21A		\$1,133.74
			6821486	2020 CV CDBG Administration	21A		\$176.10
			6827423	2020 CV CDBG Administration	21A		\$546.35
			6828402	2020 CV CDBG Administration	21A		\$5,106.56
			6831471	2020 CV CDBG Administration	21A		\$5,006.27
			6831941	2020 CV CDBG Administration	21A		\$68.46
			6831944	2020 CV CDBG Administration	21A		\$1,860.66
			6837064	2020 CV CDBG Administration	21A		\$1,759.05
			6838762	2020 CV CDBG Administration	21A		\$5,106.56
			6844112	2020 CV CDBG Administration	21A		\$1,752.39
			6846546	2020 CV CDBG Administration	21A		\$1,598.13
			6849436	2020 CV CDBG Administration	21A		\$5,106.56
			6849690	2020 CV CDBG Administration	21A		\$639.50
			6858215	2020 CV CDBG Administration	21A		\$5,106.56
			6860844	2020 CV CDBG Administration	21A		\$823.52
			6864118	2020 CV CDBG Administration	21A		\$1,147.18
			6865885	2020 CV CDBG Administration	21A		\$976.81
			6869080	2020 CV CDBG Administration	21A		\$5,106.56
			6871322	2020 CV CDBG Administration	21A		\$2,111.77
			6876157	2020 CV CDBG Administration	21A		\$2,172.36
			6877914	2020 CV CDBG Administration	21A		\$1,436.40
			6879344	2020 CV CDBG Administration	21A		\$5,106.56
			6888085	2020 CV CDBG Administration	21A		\$916.72
			6890352	2020 CV CDBG Administration	21A		\$5,106.56
			6891770	2020 CV CDBG Administration	21A		\$731.61
			6900014	2020 CV CDBG Administration	21A		\$560.21
			6901613	2020 CV CDBG Administration	21A		\$5,106.56
			6903886	2020 CV CDBG Administration	21A		\$333.93
			6905625	2020 CV CDBG Administration	21A		\$283.97
			6910814	2020 CV CDBG Administration	21A		\$619.31
			6911766	2020 CV CDBG Administration	21A		\$5,106.56
			6922095	2020 CV CDBG Administration	21A		\$5,106.56
			6923802	2020 CV CDBG Administration	21A		\$303.58
			6925342	2020 CV CDBG Administration	21A		\$358.59
			6931763	2020 CV CDBG Administration	21A		\$1,025.59
			6932740	2020 CV CDBG Administration	21A		\$5,106.56
			6937253	2020 CV CDBG Administration	21A		\$2,265.48
			6940813	2020 CV CDBG Administration	21A		\$976.40
			6942185	2020 CV CDBG Administration	21A		\$362.50
			6943707	2020 CV CDBG Administration	21A		\$5,106.56
			6949531	2020 CV CDBG Administration	21A		\$147.56
			6954227	2020 CV CDBG Administration	21A		\$170.75
			6955081	2020 CV CDBG Administration	21A		\$5,208.99
			6956307	2020 CV CDBG Administration	21A		\$13.81
			6964185	2020 CV CDBG Administration	21A		\$5,208.99
			6974796	2020 CV CDBG Administration	21A		\$5,208.99
			6976381	2020 CV CDBG Administration	21A		\$145.09
			6977631	2020 CV CDBG Administration	21A		\$120.17
			6980409	2020 CV CDBG Administration	21A		\$1,731.45
			6982593	2020 CV CDBG Administration	21A		\$5,208.99
			6984822	2020 CV CDBG Administration	21A		\$521.87
			6993175	2020 CV CDBG Administration	21A		\$732.13
			6994162	2020 CV CDBG Administration	21A		\$1,340.40
			6996009	2020 CV CDBG Administration	21A		\$5,208.99
			6998318	2020 CV CDBG Administration	21A		\$958.98

Matrix Code	Activity Group	Matrix Code Name	Disbursements during PY 2024	Percent of Total Disbursed in 2024
14A	HR	Rehab; Single-Unit Residential	2,384,470.86	32.67%
14B	HR	Rehab; Multi-Unit Residential	398,661.00	5.46%
14H	HR	Rehabilitation Administration	400,256.87	5.48%
14I	HR	Lead-Based/Lead Hazard Test/Abate	239.72	0.00%
Subtotal for : Housing			3,183,628.45	43.63%
03B	PI	Facility for Persons with Disabilities	254,061.45	3.48%
03E	PI	Neighborhood Facilities	647,383.40	8.87%
03I	PI	Flood Drainage Improvements	331,246.00	4.54%
03K	PI	Street Improvements	49,732.45	0.68%
03P	PI	Health Facilities	500,000.00	6.85%
Subtotal for : Public Facilities and Improvements			1,782,423.30	24.42%
05A	PS	Senior Services	168,911.35	2.31%
05B	PS	Services for Persons with Disabilities	160,370.74	2.20%
05C	PS	Legal Services	42,899.57	0.59%
05D	PS	Youth Services	66,548.64	0.91%
05F	PS	Substance Abuse Services	62,641.00	0.86%
05G	PS	Services for victims of domestic violence, dating violence, sexual assault or stalkin	37,359.99	0.51%
05L	PS	Child Care Services	10,937.12	0.15%
05M	PS	Health Services	85,179.06	1.17%
05O	PS	Mental Health Services	108,824.32	1.49%
05Q	PS	Subsistence Payment	7,331.00	0.10%
05X	PS	Housing Information and Referral Services	216,997.41	2.97%
Subtotal for : Public Services			968,000.20	13.26%
21A	AP	General Program Administration	1,363,560.23	18.69%
Subtotal for : General Administration and Planning			1,363,560.23	18.69%
Total Disbursements			7,297,612.18	100.00%

Matrix Code	Activity Group	Matrix Code Name	Disbursements during PY 2024	Percent of Total Disbursed in 2024
03C	PI	Homeless Facilities (not operating costs)	174,677.71	47.67%
03E	PI	Neighborhood Facilities	129,441.45	35.33%
Subtotal for : Public Facilities and Improvements			304,119.16	83.00%
21A	AP	General Program Administration	62,276.42	17.00%
Subtotal for : General Administration and Planning			62,276.42	17.00%
Total Disbursements			366,395.58	100.00%



U.S. Department of Housing and Urban Development
Office of Community Planning and Development
Integrated Disbursement and Information System
PR91 - ESG Financial Summary

DATE: 12-01-25
TIME: 9:14
PAGE: 1

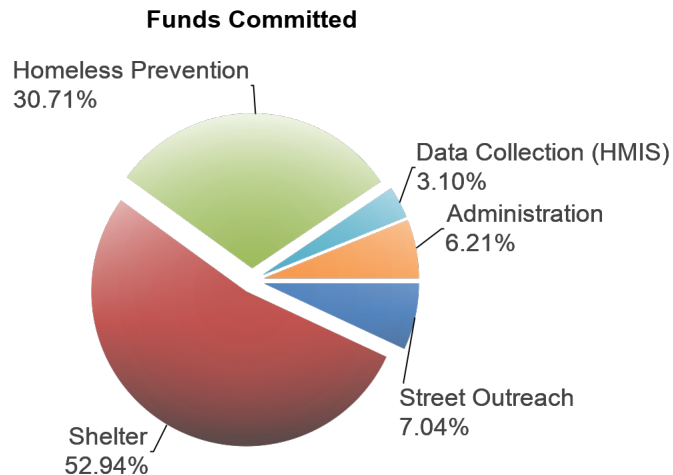
Orange County, FL
2024

ESG Program Level Summary

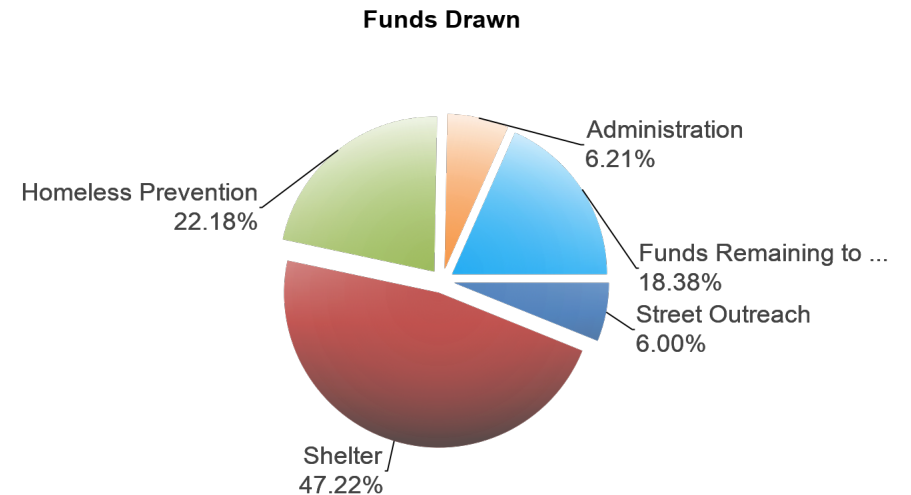
Grant Number	Total Grant Amount	Total Funds Committed	Total Funds Available to Commit	% of Grant Funds Not Committed	Grant Funds Drawn	% of Grant Funds Drawn	Available to Draw	% Remaining to Draw
E24UC120003	\$645,988.00	\$645,988.00	\$0.00	0.00%	\$527,247.72	81.62%	\$118,740.28	18.38%

ESG Program Components

Activity Type	Total Committed to Activities	% of Grant Committed	Drawn Amount	% of Grant Drawn
Street Outreach	\$45,500.00	7.04%	\$38,754.07	6.00%
Shelter	\$342,000.00	52.94%	\$305,065.30	47.22%
Homeless Prevention	\$198,362.00	30.71%	\$143,302.35	22.18%
Rapid Re-Housing	\$0.00	0.00%	\$0.00	0.00%
Data Collection (HMIS)	\$20,000.00	3.10%	\$0.00	0.00%
Administration	\$40,126.00	6.21%	\$40,126.00	6.21%
Funds Not Committed	\$0.00	0.00%	\$0.00	0.00%
Funds Remaining to Draw	\$0.00	0.00%	\$118,740.28	18.38%
Total	\$645,988.00	100.00%	\$645,988.00	100.00%



Street Outreach Shelter Homeless Prevention Rapid Re-Housing
Data Collection (HMIS) Administration Funds Not Committed Funds Remaining to Draw



Street Outreach Shelter Homeless Prevention Rapid Re-Housing
Data Collection (HMIS) Administration Funds Not Committed Funds Remaining to Draw



U.S. Department of Housing and Urban Development
Office of Community Planning and Development
Integrated Disbursement and Information System
PR91 - ESG Financial Summary

DATE: 12-01-25
TIME: 9:14
PAGE: 2

Orange County, FL
2024

24-Month Grant Expenditure Deadline

All of the recipient's grant must be expended for eligible activity costs within 24 months after the date HUD signs the grant agreement with the recipient. Expenditure means either an actual cash disbursement for a direct charge for a good or service or an indirect cost or the accrual of a direct charge for a good or service or an indirect cost. This report uses draws in IDIS to measure expenditures. HUD allocated Fiscal Year 2011 ESG funds in two allocations. For FY2011, this Obligation Date is the date of the first allocation. This report does not list the Obligation Date, does not calculate the Expenditure Deadline, and does not track the Days Remaining for the FY 2011 second allocation.

Grant Amount: \$645,988.00

Grant Number	Draws to Date	HUD Obligation Date	Expenditure Deadline	Days Remaining to Meet Requirement Date	Expenditures Required
E24UC120003	\$527,247.72	09/19/2024	09/19/2026	294	\$118,740.28

60% Cap on Emergency Shelter and Street Outreach

The cap refers to the total amount of the recipient's fiscal year grant, allowed for emergency shelter and street outreach activities, is capped at 60 percent. This amount cannot exceed the greater of: (1) 60% of the overall grant for the year; or, (2) the amount of Fiscal Year 2010 ESG funds committed for homeless assistance activities. (Note: the HESG-CV grants are currently exempt from the 60% funding cap restrictions.)

Amount Committed to Shelter	Amount Committed to Street Outreach	Total Amount Committed to Shelter and Street Outreach	% Committed to Shelter and Street Outreach	2010 Funds Committed to Homeless Assistance Activities	Total Drawn for Shelter and Street Outreach	% Drawn for Shelter and Street Outreach
\$342,000.00	\$45,500.00	\$387,500.00	59.99%	\$230,749.00	\$343,819.37	53.22%



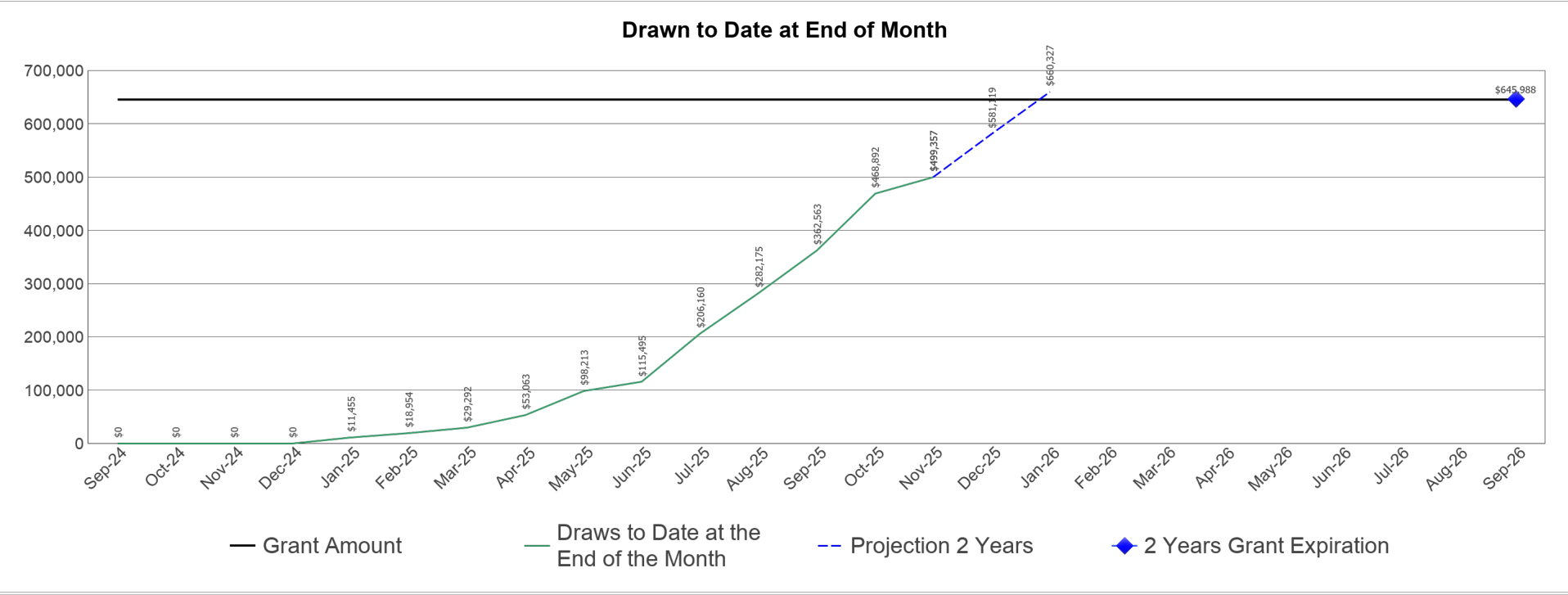
U.S. Department of Housing and Urban Development
Office of Community Planning and Development
Integrated Disbursement and Information System
PR91 - ESG Financial Summary

DATE: 12-01-25
TIME: 9:14
PAGE: 3

Orange County, FL
2024

ESG Draws By Month (at the total grant level):

Grant Amount: 645,988.00



ESG Draws By Quarter (at the total grant level):

Quarter End Date	Draws for the Quarter	Draws to Date at the End of the Quarter	% Drawn for the Quarter	% Drawn to Date at End of Quarter
09/30/2024	\$0.00	\$0.00	0.00%	0.00%
12/31/2024	\$0.00	\$0.00	0.00%	0.00%
03/31/2025	\$29,292.32	\$29,292.32	4.53%	4.53%
06/30/2025	\$86,202.66	\$115,494.98	13.34%	17.88%
09/30/2025	\$247,068.43	\$362,563.41	38.25%	56.13%
12/31/2025	\$136,793.35	\$499,356.76	21.18%	77.30%



U.S. Department of Housing and Urban Development
Office of Community Planning and Development
Integrated Disbursement and Information System
PR91 - ESG Financial Summary

DATE: 12-01-25
TIME: 9:14
PAGE: 4

Orange County, FL
2024

ESG Subrecipient Commitments and Draws by Activity Category :

Subrecipient	Activity Type	Committed	Drawn
Orange County	Administration	\$40,126.00	\$40,126.00
	Total	\$40,126.00	\$40,126.00
	Total Remaining to be Drawn	\$0.00	\$0.00
	Percentage Remaining to be Drawn	\$0.00	0.00%
Homeless Services Network of Central Florida	Data Collection (HMIS)	\$20,000.00	\$0.00
	Total	\$20,000.00	\$0.00
	Total Remaining to be Drawn	\$0.00	\$20,000.00
	Percentage Remaining to be Drawn	\$0.00	100.00%
HARBOR HOUSE OF CENTRAL FLORIDA	Shelter	\$83,000.00	\$69,306.47
	Total	\$83,000.00	\$69,306.47
	Total Remaining to be Drawn	\$0.00	\$13,693.53
	Percentage Remaining to be Drawn	\$0.00	16.50%
COALITION FOR THE HOMELESS OF CENTRAL FLORIDA, INC	Shelter	\$133,000.00	\$112,822.66
	Total	\$133,000.00	\$112,822.66
	Total Remaining to be Drawn	\$0.00	\$20,177.34
	Percentage Remaining to be Drawn	\$0.00	15.17%
Family Promise of Greater Orlando	Shelter	\$53,000.00	\$49,936.17
	Homeless Prevention	\$100,000.00	\$70,638.92
	Total	\$153,000.00	\$120,575.09
	Total Remaining to be Drawn	\$0.00	\$32,424.91
	Percentage Remaining to be Drawn	\$0.00	21.19%
The Southern Territorial Headquarters of The Salvation Army	Shelter	\$73,000.00	\$73,000.00
	Total	\$73,000.00	\$73,000.00
	Total Remaining to be Drawn	\$0.00	\$0.00
	Percentage Remaining to be Drawn	\$0.00	0.00%
Covenant House Florida, Inc.	Street Outreach	\$45,500.00	\$38,754.07
	Total	\$45,500.00	\$38,754.07
	Total Remaining to be Drawn	\$0.00	\$6,745.93
	Percentage Remaining to be Drawn	\$0.00	14.83%
Christian Service Center	Homeless Prevention	\$98,362.00	\$72,663.43
	Total	\$98,362.00	\$72,663.43
	Total Remaining to be Drawn	\$0.00	\$25,698.57
	Percentage Remaining to be Drawn	\$0.00	26.13%



U.S. Department of Housing and Urban Development
Office of Community Planning and Development
Integrated Disbursement and Information System
PR91 - ESG Financial Summary

Orange County, FL
2024

ESG Subrecipients by Activity Category

Activity Type	Subecipient
Street Outreach	Covenant House Florida, Inc.
Shelter	HARBOR HOUSE OF CENTRAL FLORIDA
	COALITION FOR THE HOMELESS OF CENTRAL FLORIDA, INC
	Family Promise of Greater Orlando
	The Southern Territorial Headquarters of The Salvation Army
Homeless Prevention	Family Promise of Greater Orlando
	Christian Service Center
Data Collection (HMIS)	Homeless Services Network of Central Florida
Administration	Orange County